



SCOTTISH EXECUTIVE

# Statistical Bulletin

Criminal Justice Series

CrJ/2005/9

Published September 2005

Price £2.00

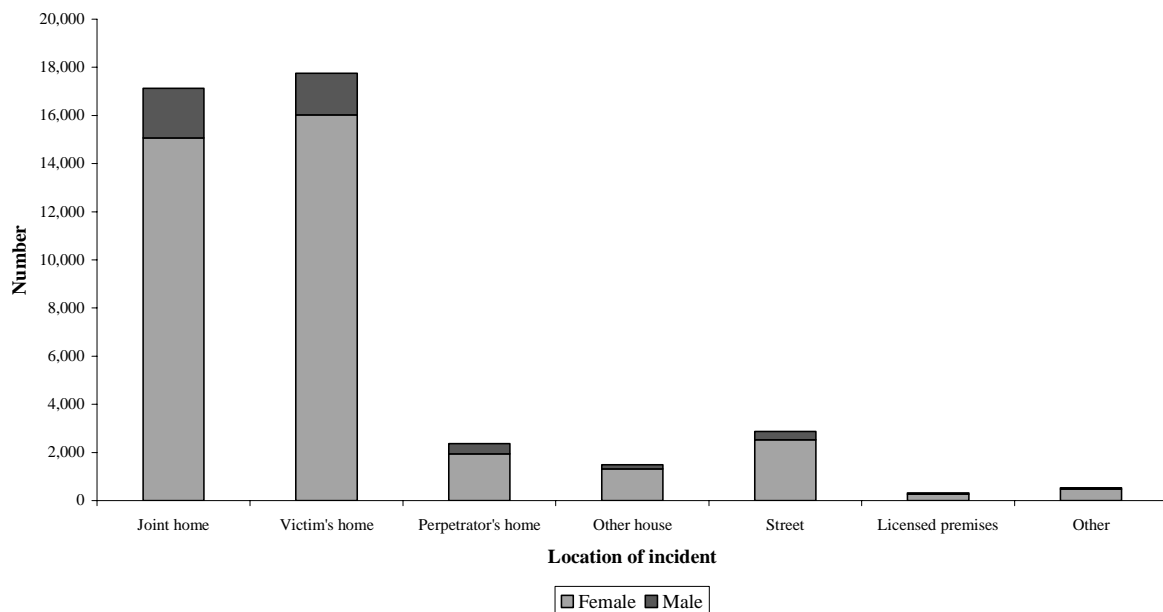
## DOMESTIC ABUSE RECORDED BY THE POLICE IN SCOTLAND, 1 JANUARY – 31 DECEMBER 2004

### 1. Introduction

This bulletin presents statistics on domestic abuse, based on details of incidents of domestic abuse returned by the eight Scottish police forces in 2004. This is the sixth time such data have been centrally collated. Further details on the background and basis of the statistics are given in the Notes in the Annex.

The statistics presented in this bulletin are described as incidents of domestic abuse reported by the police. The bulletin reports the most serious crime/offence associated with each incident. It should be recognised that the statistics presented in this bulletin cover only the incidents of domestic abuse reported by the police - not all incidents of domestic abuse come to the attention of the police.

**Chart 1 - Incidents of domestic abuse recorded by the police:  
Location of incident by gender of victim, where known, Scotland, 2004**



## Contents

<b>1. Introduction.....</b>	<b>1</b>
<b>2. Main points.....</b>	<b>3</b>
<b>3. Commentary.....</b>	<b>4</b>
3.1. <i>Incidents of domestic abuse recorded by the police .....</i>	4
3.2. <i>Incidents of domestic abuse per 100,000 population .....</i>	4
3.3. <i>Incidents of domestic abuse by gender of victim and perpetrator .....</i>	5
3.4. <i>Level of repeat victimisation.....</i>	5
3.5. <i>Incidents of domestic abuse by age of victim and perpetrator .....</i>	6
3.6. <i>Incidents of domestic abuse by relationship between victim and perpetrator.....</i>	6
3.7. <i>Location of incidents of domestic abuse .....</i>	6
3.8. <i>Crimes and offences of domestic abuse, action taken by police .....</i>	7
<b>4. Appendix of tables .....</b>	<b>8</b>
<b>5. Annex: Notes on statistics used in this bulletin .....</b>	<b>25</b>

## 2. Main points

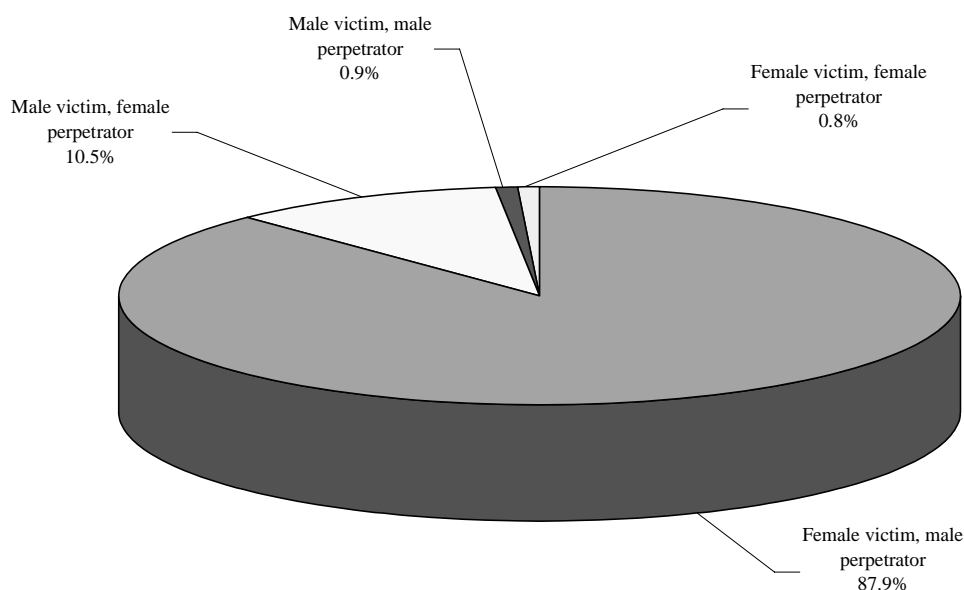
- The police returned details covering 43,678 incidents of domestic abuse in 2004, a 10 per cent increase compared to the 39,643 incidents recorded in 2003. This continues the steady increase in incidents reported since 1999, when this bulletin was launched. Half of the incidents recorded in 2004 (21,795) led to the recording of a crime or offence.
- The most common crime or offence recorded in 2004 remained the offence of petty assault, 22 per cent (9,701) of all incidents, with breach of the peace, 17 per cent (7,309), the second most common.
- The overall incidence of domestic abuse reported to the police in Scotland was 860 per 100,000 population, compared to 784 per 100,000 in 2003.
- Incidents with a female victim and male perpetrator represented 88 per cent of all incidents of domestic abuse where this information was recorded. This percentage has gradually decreased since 1999 due to more incidents coming to police attention where the victim was male or part of a same sex couple.
- For those incidents where information was available on whether or not the victim had previously been reported as being a domestic abuse victim, 52 per cent of the cases involved known repeat victimisation.
- When looking at the incidence per 100,000 population, females are at most risk of being victims of domestic abuse when aged between 26 and 30 and males when aged between 31 and 35.
- Nearly 45 per cent of incidents of domestic abuse recorded by the police involved co-habitees or spouses, with more cases recorded relating to co-habitees (25 per cent) than to spouses (20 per cent). In 32 per cent of cases, the victim and perpetrator were ex-partners or ex-spouses. In 17 per cent of cases, the victim and perpetrator were in an on-going relationship but were not cohabiting. This pattern is similar to that shown in previous years.
- The overwhelming majority of incidents of domestic abuse took place in the home (91 per cent of all incidents where the location was recorded). This was more likely if the victim and perpetrator cohabited i.e. were a 'spouse' or 'co-habitee' (95 per cent of all incidents where location was recorded).

### 3. Commentary

#### 3.1. Incidents of domestic abuse recorded by the police

- The police returned details covering 43,678 incidents of domestic abuse in 2004, a 10 per cent increase compared to the 39,643 incidents recorded in 2003. This continues the steady increase in incidents reported since 1999, when this bulletin was launched.
- Half (21,795) of the incidents led to the recording of at least one crime or offence. This represents a slight fall on the proportion recorded as crimes or offences last year, although only Grampian, Tayside, and Dumfries & Galloway (marginally) recorded a decrease. The decrease in Tayside's proportion is due to a return to the recording standards in use prior to last year, when non-SEJD crime codes were inadvertently converted to SEJD crime codes and included in the totals
- The most common crime or offence recorded in 2004 was the offence of petty assault, 22 per cent (9,701) of all incidents, followed by breach of the peace at 17 per cent (7,309) of all incidents.
- Crimes, which are generally regarded as more serious than offences, were recorded in respect of 10 per cent (4,497) of all incidents.
- Where a crime was recorded, it was most likely to be a crime against public justice (typically bail offences and resisting arrest), accounting for 4 per cent (1,754) of all incidents, or vandalism, accounting for just under 4 per cent (1,614) of all incidents. This is a reversal of the position in 2003, when vandalism was more common than crimes against public justice.

**Chart 2: Incidents of domestic abuse recorded by the police, by sex of victim and perpetrator where known, Scotland, 2004**



#### 3.2. Incidents of domestic abuse per 100,000 population

- The incidence of domestic abuse reported to the police ranged from 946 per 100,000 population in Strathclyde down to 558 in Northern, compared with an overall Scottish incidence of 860 per 100,000 population.
- The range may be partly explained by differences in police recording of domestic abuse incidents not classed as a crime or offence. However, when these are excluded the range is still substantial.

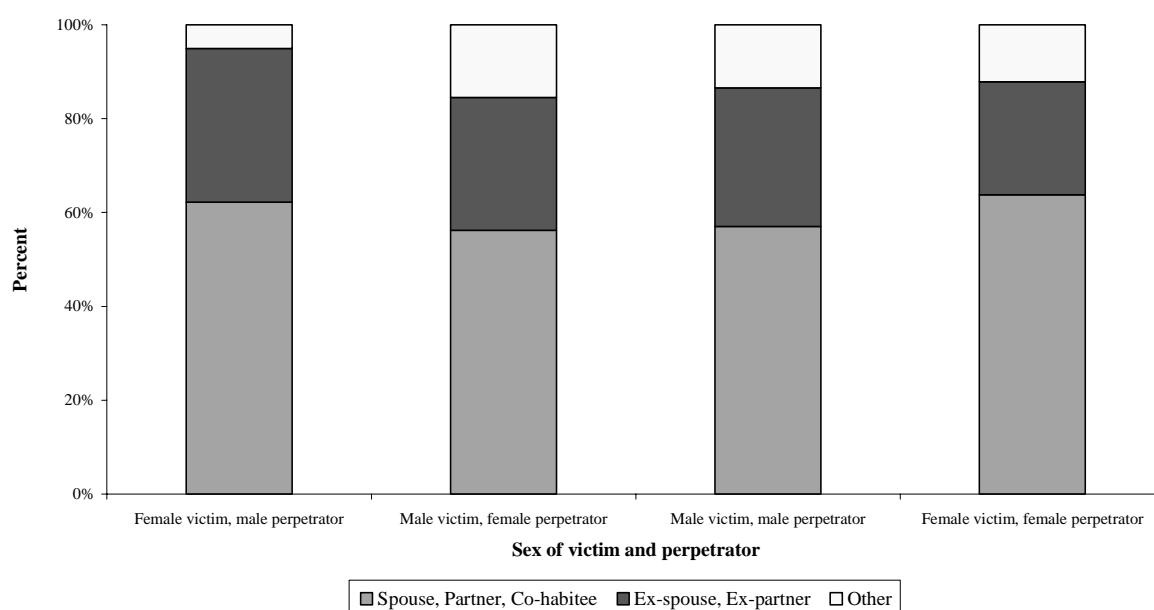
Grampian has the highest incidence (768 per 100,000 population), while Northern has the lowest (192 per 100,000 population).

- There was somewhat less variation between forces in the incidence of cases of domestic abuse which resulted in a referral to the procurator fiscal. These ranged from 372 per 100,000 population in Strathclyde down to 136 per 100,000 population in Tayside.

### 3.3. Incidents of domestic abuse by gender of victim and perpetrator

- In 2004, the victim was female in 89 per cent of incidents of domestic abuse where the gender of the victim was recorded.
- The perpetrator was male in 89 per cent of incidents of domestic abuse where a perpetrator's gender was recorded.
- Incidents with a female victim and male perpetrator represented 88 per cent of all incidents of domestic abuse where this information was recorded. This percentage has gradually decreased since 1999 due to more incidents coming to police attention where the victim was male or part of a same sex couple.

**Chart 3 - Incidents of domestic abuse recorded by the police, as a percentage of sex of victim and perpetrator by type of relationship, where known, Scotland, 2004**



### 3.4. Level of repeat victimisation

- For those incidents where information was available on whether or not the victim had previously been reported as being a domestic abuse victim, 52 per cent of the cases involved known repeat victimisation.
- Where the number of previous incidents was known, 37 per cent of cases involved a single previous incident, 30 per cent of cases involved two or three previous incidents, 13 per cent of cases involved four or five previous incidents, 12 per cent of cases involved between six and ten previous incidents and 8 per cent of victims had been reported as a victim on 11 or more previous occasions.

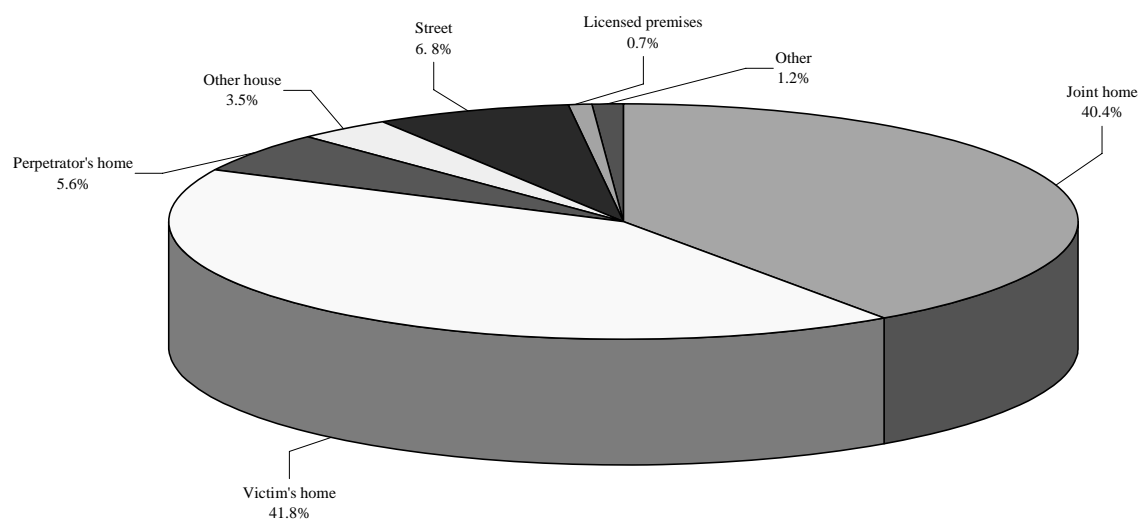
### 3.5. Incidents of domestic abuse by age of victim and perpetrator

- The most frequent age group for victims is 41-50 for both females and males. This represents a change for females from 2003, when the most frequent age group was 31-35. For perpetrators, the most frequent age group for both females and males is 41-50.
- When looking at the incidence per 100,000 population, females are at most risk of being victims of domestic abuse when aged between 26 and 30 and males when aged between 31 and 35.
- The age of a victim of an incident of domestic abuse is likely to be very similar to the age group of the perpetrator; tending to be either in the same age group as the perpetrator or in the age group immediately below.

### 3.6. Incidents of domestic abuse by relationship between victim and perpetrator

- Nearly 45 per cent of the incidents of domestic abuse recorded by the police involved co-habitees or spouses, with more cases recorded relating to co-habitees (25 per cent) than to spouses (20 per cent). In 32 per cent of cases, the victim and perpetrator were ex-partners or ex-spouses. In 17 per cent of cases, the victim and perpetrator were in an on-going relationship but were not cohabiting. This pattern is similar to that shown in previous years. However there is an apparent reversal of position for the 'Other' and 'Not recorded' groups. The increase in the numbers described as 'Other' is a result of Strathclyde using the term 'Other' where the police have not been able to establish the nature of the relationship.

Chart 4: Incidents of domestic abuse by location of incident, where known, Scotland, 2004



### 3.7. Location of incidents of domestic abuse

- The overwhelming majority of incidents of domestic abuse took place in the home (91 per cent of all incidents where the location was recorded). This was more likely if the victim and perpetrator cohabited i.e. were a 'spouse' or 'co-habitee' (95 per cent of all incidents where location was recorded).

- In all other relationships, excluding those who were a 'spouse' or 'co-habitee', the proportion of incidents taking place in a home dropped to 88 per cent or less of all incidents where location was recorded. This is a very similar pattern to that observed in previous years.
- Incidents of domestic abuse generally took place within the victim's home (including the joint home when the victim and perpetrator cohabited), regardless of the relationship between victim and perpetrator.

### **3.8. *Crimes and offences of domestic abuse, action taken by police***

- In 63 per cent of crimes or offences recorded in Scotland following an incident of domestic abuse where the resulting police action was recorded, the case was referred to the procurator fiscal with a view to charges being brought against the offender. This is significantly higher than the 53 per cent recorded in 2003, though still down on the 66 per cent recorded in 2002. The increase in 2004 will result partly from the return to previous recording standards by Tayside alluded to in Section 3.1.
- In 6 per cent of cases in 2004 a police warning was given; 24 per cent of cases involved some other type of action and in 6 per cent of cases no further action was taken. This compares to 15 per cent of cases in which no further action was taken in 2003.
- The proportion of crimes and offences of domestic abuse referred to the procurator fiscal varied considerably. In Grampian the proportion was 20 per cent, in Dumfries and Galloway 37 per cent, while the proportions were 98 per cent in Central and 100 per cent in Northern. This variation, however, reflects the differences in police practice in recording a crime or offence following an incident of domestic abuse (see Note 5.2.5.). In general, police forces recording a higher proportion of incidents of domestic abuse as a crime or offence tend to refer lower proportions of these cases to the procurator fiscal.
- There was less variation between forces in the proportion of all incidents of domestic abuse which resulted in referral to the procurator fiscal, ranging from 15 per cent in Tayside to 39 per cent in Strathclyde.

#### **4. Appendix of tables**

- Table 1: Incidents of domestic abuse recorded by police force area, 1 January – 31 December 2004
- Table 1(a): Incidents of domestic abuse recorded by the police, as a percentage of total incidents, Scotland, 1999-2004
- Table 2: Incidents of domestic abuse recorded by police force area per 100,000 population, 1 January – 31 December 2004
- Table 3: Incidents of domestic abuse recorded by police force area and victim's gender, 1 January – 31 December 2004
- Table 3(a): Incidents of domestic abuse recorded by police force area and victim's gender where recorded, 1 January – 31 December 2004
- Table 4: Incidents of domestic abuse recorded by the police, by gender of victim and perpetrator, 1 January – 31 December 2004
- Table 4(a): Incidents of domestic abuse recorded by police, by gender of victim and perpetrator as a percentage of total incidents, where gender of victim and perpetrator are known, Scotland, 1999-2004
- Table 5: Domestic abuse where incidents against that victim had previously been recorded, by police force area, 1 January – 31 December 2004
- Table 6: Domestic abuse where incidents against that victim had previously been recorded, by police force area. Number of previous incidents, 1 January – 31 December 2004
- Table 7: Incidents of domestic abuse recorded by the police, age and gender distribution of victims, 1 January – 31 December 2004
- Table 7(a): Incidents of domestic abuse recorded by the police by age distribution, as a percentage of total incidents, where age of victim known, Scotland, 1999-2004
- Table 8: Incidents of domestic abuse recorded by the police, age and gender distribution of perpetrators, 1 January – 31 December 2004
- Table 8(a): Incidents of domestic abuse recorded by the police by age distribution of perpetrators, as a percentage of total incidents, where age of perpetrator known, Scotland, 1999-2004
- Table 9: Incidents of domestic abuse recorded by the police. Age distribution of victims and perpetrators, 1 January – 31 December 2004
- Table 10: Incidents of domestic abuse recorded by the police. Relationship between victim and perpetrator, by sex of victim and perpetrator, 1 January – 31 December 2004
- Table 10(a): Incidents of domestic abuse recorded by the police. Relationship between victim and perpetrator, as a percentage of total incidents, where relationship known, Scotland, 1999- 2004
- Table 11: Incidents of domestic abuse recorded by the police. Relationship between victim and perpetrator by location of incident, 1 January – 31 December 2004

- Table 11(a): Incidents of domestic abuse recorded by the police. Relationship between victim and perpetrator by location of incident, 1 January – 31 December 2004
- Table 12: Incidents of domestic abuse recorded by the police, by location of incident, 1 January – 31 December 2004
- Table 13: Action taken by the police against identified perpetrators of crimes or offences of domestic abuse cleared up by the police, by police force area, 1 January – 31 December 2004
- Table 14: Perpetrators of domestic abuse reported to the procurator fiscal, as a percentage of crimes and offences of domestic abuse cleared up where action taken is known, by police force area, 1 January – 31 December 2004
- Table 15: Incidents of domestic abuse recorded by the police and rate per 100,000 population, by council area, 1 January – 31 December 2004

Incidents of domestic abuse recorded by the police, by police force area  
1 January - 31 December 2004<sup>(1)</sup>

Table 1  
Number

	Central	Dumfries & Galloway	Fife	Grampian	Lothian & Borders	Northern	Strathclyde	Tayside	SCOTLAND
<b>Total incidents</b>	1,988	1,006	2,575	4,482	7,724	1,557	20,864	3,482	43,678
<b>Total crimes and offences</b> <i>(Of which reported to the procurator fiscal)</i>	599	760	1,298	4,026	2,573	536	10,947	1,056	21,795
	589	280	890	796	1,817	535	8,197	528	13,632
<b>Non-sexual crimes of violence</b>	24	6	19	40	93	21	385	45	633
Homicide	-	1	2	-	2	-	7	-	12
Serious assault	21	4	9	12	54	18	222	30	370
Other	3	1	8	28	37	3	156	15	251
<b>Crimes of indecency</b>	4	5	8	14	27	3	42	6	109
Sexual assault	4	5	8	14	27	3	38	6	105
Lewd & Libidinous practices	-	-	-	-	-	-	-	-	-
Other	-	-	-	-	-	-	4	-	4
<b>Crimes of dishonesty</b>	-	-	34	69	29	1	143	17	293
<b>Fire-raising, vandalism, etc.</b>	64	20	154	180	177	35	929	73	1,632
Fire-raising	-	-	2	4	2	-	7	3	18
Vandalism, etc.	64	20	152	176	175	35	922	70	1,614
<b>Other crimes</b>	91	3	150	102	377	4	991	112	1,830
Crimes against public justice <sup>(2)</sup>	90	3	145	97	345	4	958	112	1,754
Handling an offensive weapon <sup>(3)</sup>	1	-	5	2	18	-	19	-	45
Drugs	-	-	-	1	13	-	13	-	27
Other	-	-	-	2	1	-	1	-	4
<b>Miscellaneous offences</b>	416	726	933	3,621	1,864	472	8,457	803	17,292
Petty assault	279	326	644	1,292	1,529	252	5,124	255	9,701
Breach of the peace	137	392	289	2,236	309	220	3,217	509	7,309
Drunkenness	-	-	-	-	5	-	2	-	7
Other	-	8	-	93	21	-	114	39	275
<b>Motor vehicle offences</b>	-	-	-	-	6	-	-	-	6
<b>Behaviour not leading to recording a crime or offence</b>	1,389	246	1,277	456	5,151	1,021	9,917	2,426	21,883

1. Different police forces record domestic abuse information in differing ways. Police practice in deciding when a behaviour justifies the recording of a crime or offence may also differ. These differences influence the proportion of incidents which lead to the recording of a crime or offence, as well as the proportion of crimes and offences reported to the procurator fiscal.

2. Does not include breach of a matrimonial interdict.

3. Reclassified in 2002 as other than a crime of violence.

Incidents of domestic abuse recorded by the police, as a percentage of total incidents  
SCOTLAND, 1999 - 2004

Table 1(a)  
Percentage

	SCOTLAND					
	1 April - 31 December 1999	1 January - 31 December 2000	1 January - 31 December 2001 <sup>(3)(4)</sup>	1 January - 31 December 2002 <sup>(4)</sup>	1 January - 31 December 2003	1 January - 31 December 2004
<b>Total incidents</b>	<b>100.0</b>	<b>100.0</b>	<b>100.0</b>	<b>100.0</b>	<b>100.0</b>	<b>100.0</b>
<b>Total crimes and offences</b>	<b>42.0</b>	<b>39.6</b>	<b>41.4</b>	<b>40.7</b>	<b>52.0</b>	<b>49.9</b>
<i>(Of which reported to the procurator fiscal)</i>	<i>25.1</i>	<i>27.9</i>	<i>26.4</i>	<i>26.9</i>	<i>25.2</i>	<i>31.2</i>
<b>Non-sexual crimes of violence</b>	<b>1.5</b>	<b>1.9</b>	<b>1.6</b>	<b>1.7</b>	<b>1.7</b>	<b>1.4</b>
Homicide	*	*	*	*	*	*
Serious assault	1.1	1.0	1.0	1.0	0.9	0.8
Other	*	0.8	0.6	0.7	0.8	0.6
<b>Crimes of indecency</b>	<b>*</b>	<b>*</b>	<b>*</b>	<b>*</b>	<b>*</b>	<b>*</b>
Sexual assault	*	*	*	*	*	*
Lewd & Libidinous practices	*	-	*	*	*	-
Other	-	*	*	-	*	*
<b>Crimes of dishonesty</b>	<b>*</b>	<b>*</b>	<b>*</b>	<b>*</b>	<b>*</b>	<b>0.7</b>
<b>Fire-raising, vandalism, etc.</b>	<b>1.7</b>	<b>2.6</b>	<b>2.8</b>	<b>2.8</b>	<b>3.2</b>	<b>3.7</b>
Fire-raising	*	*	*	*	*	*
Vandalism, etc.	1.6	2.6	2.8	2.7	3.2	3.7
<b>Other crimes</b>	<b>1.6</b>	<b>1.8</b>	<b>1.6</b>	<b>2.2</b>	<b>3.0</b>	<b>4.2</b>
Crimes against public justice <sup>(1)</sup>	1.4	1.7	1.5	2.1	2.8	4.0
Handling an offensive weapon <sup>(2)</sup>	*	*	*	*	*	*
Drugs	*	*	*	*	*	*
Other	-	-	-	*	*	*
<b>Miscellaneous offences</b>	<b>37.1</b>	<b>32.8</b>	<b>34.9</b>	<b>33.4</b>	<b>43.3</b>	<b>39.6</b>
Petty assault	20.9	18.7	19.1	18.6	23.8	22.2
Breach of the peace	16.1	14.1	15.5	14.1	18.8	16.7
Drunkenness	*	-	*	*	*	*
Other	*	*	*	0.6	0.7	0.6
<b>Motor vehicle offences</b>	<b>*</b>	<b>-</b>	<b>*</b>	<b>*</b>	<b>*</b>	<b>*</b>
<b>Behaviour not leading to recording a crime or offence</b>	<b>58.0</b>	<b>60.4</b>	<b>58.6</b>	<b>59.3</b>	<b>48.0</b>	<b>50.1</b>
<b>Not recorded</b>	<b>*</b>	<b>*</b>	<b>-</b>	<b>-</b>	<b>-</b>	<b>-</b>

1. Does not include breach of a matrimonial interdict

2. Reclassified in 2002 as other than a crime of violence.

3. The 2001 figures for Scotland have been changed from those published in 2002 due to revised figures being submitted for Central and Fife police forces.

4. The 2001 and 2002 figures for Scotland differ from those published in 2003 as breaches of a matrimonial interdict are no longer counted as crimes.

Incidents of domestic abuse recorded by the police, by police force area per 100,000 population  
 1 January - 31 December 2004

Table 2  
 Rate per 100,000 population <sup>(1)</sup>

	Dumfries & Galloway					Lothian & Borders				Rate per 100,000 population <sup>(1)</sup>		
	Central	Fife	Grampian	Northern	Strathclyde	Tayside	SCOTLAND					
<b>Total incidents</b>	705	680	855	861	946	898	860					
<b>Total crimes and offences</b> <i>(Of which reported to the procurator fiscal)</i>	212	514	768	287	496	272	429					
	209	189	152	203	372	136	268					
<b>Non-sexual crimes of violence</b>	9	4	8	10	17	12	12					
Homicide	-	1	-	-	-	-	-					
Serious assault	7	3	2	6	10	8	7					
Other	1	1	5	4	7	4	5					
<b>Crimes of indecency</b>	1	3	3	3	2	2	2					
Sexual assault	1	3	3	3	2	2	2					
Lewd & libidinous practices	-	-	-	-	-	-	-					
Other	-	-	-	-	-	-	-					
<b>Crimes of dishonesty</b>	-	-	10	3	6	4	6					
<b>Fire-raising, vandalism, etc.</b>	23	14	43	20	42	19	32					
Fire-raising	-	-	1	-	-	1	-					
Vandalism, etc.	23	14	43	20	42	18	32					
<b>Other crimes</b>	32	2	42	42	45	29	36					
Crimes against public justice <sup>(2)</sup>	32	2	41	38	43	29	35					
Handling an offensive weapon <sup>(3)</sup>	-	-	1	2	1	-	1					
Drugs	-	-	-	1	1	-	1					
Other	-	-	-	-	-	-	-					
<b>Miscellaneous offences</b>	147	491	691	208	383	207	341					
Petty assault	99	220	247	170	232	66	191					
Breach of the peace	49	265	427	34	146	131	144					
Drunkenness	-	-	-	1	-	-	-					
Other	-	5	18	2	5	10	5					
<b>Motor vehicle offences</b>	-	-	-	1	-	-	-					
<b>Behaviour not leading to recording a crime or offence</b>	492	166	360	87	450	625	431					

1. Population as at mid 2004.

2. Does not include breach of a matrimonial interdict.

3. Reclassified in 2002 as other than a crime of violence.

**Table 3**  
**Incidents of domestic abuse recorded by the police, by police force area**  
**and victim's gender, 1 January - 31 December 2004**  
**Number**

	All incidents			Total
	Female	Male	Not recorded	
Central	1,796	192	-	1,988
Dumfries & Galloway	880	126	-	1,006
Fife	2,393	182	-	2,575
Grampian	3,912	570	-	4,482
Lothian & Borders	6,871	852	1	7,724
Northern <sup>(1)</sup>	1,388	169	-	1,557
Strathclyde	17,841	2,348	675	20,864
Tayside	3,036	446	-	3,482
<b>SCOTLAND</b>	<b>38,117</b>	<b>4,885</b>	<b>676</b>	<b>43,678</b>

1. 59 incidents were recorded where a degree of mutuality was observed between the victim and the perpetrator; these have been recorded as female victims.

**Table 3(a)**  
**Incidents of domestic abuse recorded by the police, by police force area where victim's gender recorded**  
**1 January - 31 December 2004**  
**Number**

	All incidents where gender recorded			Crimes and offences			Crimes			Offences			Behaviour not leading to the recording of a crime or offence		
	Female	Male	Total	Female	Male	Total	Female	Male	Total	Female	Male	Total	Female	Male	Total
Central	1,796	192	1,988	557	42	599	172	11	183	385	31	416	1,239	150	1,389
Dumfries & Galloway	880	126	1,006	663	97	760	28	6	34	635	91	726	217	29	246
Fife	2,393	182	2,575	1,197	101	1,298	340	25	365	857	76	933	1,196	81	1,277
Grampian	3,912	570	4,482	3,492	534	4,026	364	41	405	3,128	493	3,621	420	36	456
Lothian & Borders	6,871	852	7,723	2,322	251	2,573	650	53	703	1,672	198	1,870	4,549	601	5,150
Northern <sup>(1)</sup>	1,388	169	1,557	499	37	536	60	4	64	439	33	472	889	132	1,021
Strathclyde	17,841	2,348	20,189	9,763	1,055	10,818	2,226	236	2,462	7,537	819	8,356	8,078	1,293	9,371
Tayside	3,036	446	3,482	944	112	1,056	236	17	253	708	95	803	2,092	334	2,426
<b>SCOTLAND</b>	<b>38,117</b>	<b>4,885</b>	<b>43,002</b>	<b>19,437</b>	<b>2,229</b>	<b>21,666</b>	<b>4,076</b>	<b>393</b>	<b>4,469</b>	<b>15,361</b>	<b>1,836</b>	<b>17,197</b>	<b>18,680</b>	<b>2,656</b>	<b>21,336</b>

1. 59 incidents were recorded where a degree of mutuality was observed between the victim and perpetrator; these have been recorded as female victims.

**Incidents of domestic abuse recorded by the police, by gender of victim and perpetrator**  
**1 January - 31 December 2004** Table 4  
Number

	Female victim, male perpetrator		Male victim, male perpetrator		Female victim, female perpetrator		Male victim, female perpetrator		Not recorded		Total
Non-sexual crimes of violence	508	97	9	9	9	9	10	10	10	633	
Crimes of indecency	107	1	-	-	1	1	-	-	-	109	
Crimes of dishonesty	264	20	4	4	3	3	2	2	2	293	
Fire-raising, vandalism, etc.	1,405	174	13	13	7	7	33	33	33	1,632	
Other crimes	1,745	64	8	8	6	6	7	7	7	1,830	
Miscellaneous offences	15,170	1,679	150	150	116	116	177	177	177	17,292	
Motor vehicle offences	5	1	-	-	-	-	-	-	-	6	
Behaviour not amounting to a crime	18,383	2,446	187	187	190	190	677	677	677	21,883	
<b>TOTAL</b>	<b>37,587</b>	<b>4,482</b>	<b>371</b>	<b>371</b>	<b>332</b>	<b>332</b>	<b>906</b>	<b>906</b>	<b>906</b>	<b>43,678</b>	

**Incidents of domestic abuse recorded by the police, by gender of  
victim and perpetrator as a percentage of incidents,  
where gender of victim and perpetrator known**  
**SCOTLAND, 1999 - 2004**

	SCOTLAND					Percentage	
	1 April - 31 December 1999	1 January - 31 December 2000	1 January - 31 December 2001 <sup>(1)</sup>	1 January - 31 December 2002	1 January - 31 December 2003	1 January - 31 December 2004	
Female victim, male perpetrator	92.3	91.8	90.6	89.9	89.4	87.9	
Male victim, female perpetrator	7.0	7.5	8.4	8.8	9.0	10.5	
Male victim, male perpetrator	*	*	0.6	0.8	0.8	0.9	
Female victim, female perpetrator	*	*	*	0.6	0.7	0.8	
<b>TOTAL</b>	<b>100.0</b>	<b>100.0</b>	<b>100.0</b>	<b>100.0</b>	<b>100.0</b>	<b>100.0</b>	<b>100.0</b>

1. The 2001 figures for Scotland have been changed from those published in 2002 due to revised figures being submitted for Central and Fife police forces.

**Incidents of domestic abuse recorded by the police where incidents against the same victim had previously been recorded, by police force area, 1 January - 31 December 2004** Table 5  
Number & Percentage

	Number <sup>(1)</sup>			Percent of incidents where this information is available which involved repeat victimisation
	No previous incidents	Previous incidents	TOTAL where information available	
Central	974	1,014	1,988	51
Dumfries & Galloway	490	514	1,004	51
Fife	780	1,795	2,575	70
Grampian	1,721	2,761	4,482	62
Lothian & Borders	1,740	2,080	3,904	54
Northern	760	797	1,557	51
Strathclyde	10,615	9,797	20,412	48
Tayside	1,804	1,678	3,482	48
<b>TOTAL</b>	<b>18,884</b>	<b>20,436</b>	<b>39,320</b>	<b>52</b>
			<b>4,358</b>	<b>43,678</b>

1. Figures represent a count of previous incidents, not the sum of previous incidents.

**Incidents of domestic abuse recorded by the police where incidents against that victim had previously been recorded, by police force area. Number of previous incidents, 1 January - 31 December 2004** Table 6  
Number

	Number of previous incidents <sup>(1)</sup>					11 or more incidents	Number of previous incidents not recorded	TOTAL
	1 incident	2-3 incidents	4-5 incidents	6-10 incidents	11 or more incidents			
Central	296	305	127	163	123	-	1,014	
Dumfries & Galloway	187	165	68	53	41	-	514	
Fife	419	414	270	316	376	-	1,795	
Grampian	770	743	388	429	431	-	2,761	
Lothian & Borders	56	56	39	29	17	1,883	2,080	
Northern	645	88	37	20	7	-	797	
Strathclyde	3,856	3,248	1,268	1,047	378	-	9,797	
Tayside	608	527	216	240	87	-	1,678	
<b>TOTAL</b>	<b>6,837</b>	<b>5,546</b>	<b>2,413</b>	<b>2,297</b>	<b>1,460</b>	<b>1,883</b>	<b>20,436</b>	

1. Forces can only identify a repeat victim if s/he has previously been entered onto their database. The longer the database has been in existence the more likely it is that a repeat victim will be recognised as such. Police forces have maintained their databases over different periods and the proportion of identified repeat victims varies accordingly.

**Incidents of domestic abuse recorded by the police, age and gender distribution of victims  
1 January - 31 December 2004**

**Table 7**

	Number				Rate per 100,000 population <sup>(1)</sup>		
	Female	Male	Not recorded	TOTAL	Female	Male	TOTAL
<b>Victim's Age Group</b>							
Under 16	42	5	-	<b>47</b>	9	1	<b>5</b>
16-18	1,558	68	6	<b>1,632</b>	1,627	67	<b>829</b>
19-21	3,409	224	18	<b>3,651</b>	3,521	227	<b>1,867</b>
22-25	5,054	455	12	<b>5,521</b>	3,954	347	<b>2,133</b>
26-30	6,091	605	36	<b>6,732</b>	4,115	424	<b>2,315</b>
31-35	6,385	858	30	<b>7,273</b>	3,422	496	<b>2,022</b>
36-40	6,027	840	24	<b>6,891</b>	2,889	434	<b>1,713</b>
41-50	6,694	1,165	48	<b>7,907</b>	1,748	320	<b>1,059</b>
51-60	1,906	433	12	<b>2,351</b>	574	135	<b>360</b>
61 and over	505	154	3	<b>662</b>	85	35	<b>64</b>
Not recorded	446	78	487	<b>1,011</b>			
<b>TOTAL</b>	<b>38,117</b>	<b>4,885</b>	<b>676</b>	<b>43,678</b>	<b>1,448</b>	<b>200</b>	<b>860</b>

1. Population as at mid 2004.

**Incidents of domestic abuse recorded by the police by age  
distribution of victims as a percentage of incidents,  
where age of victim known  
1999 - 2004**

**Table 7(a)  
Percentage**

	SCOTLAND					
	1 April - 31 December 1999	1 January - 31 December 2000	1 January - 31 December 2001 <sup>(1)</sup>	1 January - 31 December 2002	1 January - 31 December 2003	1 January - 31 December 2004
<b>Victim's Age Group</b>						
Under 16	*	*	*	*	*	*
16-18	3.3	3.1	3.3	3.1	3.6	3.8
19-21	7.5	8.6	8.4	8.7	8.3	8.6
22-25	11.4	11.3	11.8	11.9	13.0	12.9
26-30	18.7	17.5	16.8	17.1	16.0	15.8
31-35	19.7	18.8	18.6	18.7	17.7	17.0
36-40	16.7	16.7	16.7	16.4	16.7	16.2
41-50	15.6	16.9	17.2	17.0	17.8	18.5
51-60	5.4	5.6	5.8	5.5	5.3	5.5
61 and over	1.7	1.6	1.5	1.6	1.4	1.6
<b>TOTAL</b>	<b>100.0</b>	<b>100.0</b>	<b>100.0</b>	<b>100.0</b>	<b>100.0</b>	<b>100.0</b>

1. The 2001 figures for Scotland have been changed from those published in 2002 due to revised figures being submitted for Central and Fife police forces.

Incidents of domestic abuse recorded by the police, age and gender distribution of perpetrators

1 January - 31 December 2004

Table 8

Perpetrator's Age Group	Number				Rate per 100,000 population <sup>(1)</sup>		
	Female	Male	Not recorded	TOTAL	Female	Male	TOTAL
Under 16	5	14	-	19	1	3	2
16-18	181	656	-	837	189	649	425
19-21	347	2,122	10	2,479	358	2,149	1,268
22-25	608	4,085	6	4,699	476	3,119	1,816
26-30	716	5,659	13	6,388	484	3,963	2,197
31-35	786	6,637	9	7,432	421	3,834	2,066
36-40	753	6,669	18	7,440	361	3,446	1,850
41-50	937	8,111	14	9,062	245	2,229	1,213
51-60	313	2,678	9	3,000	94	832	459
61 and over	85	735	-	820	14	166	79
Not recorded	114	772	616	1,502			-
<b>TOTAL</b>	<b>4,845</b>	<b>38,138</b>	<b>695</b>	<b>43,678</b>	<b>184</b>	<b>1,559</b>	<b>860</b>

1. Population as at mid 2004.

Incidents of domestic abuse recorded by the police by age distribution of perpetrators, as a percentage of incidents where age of perpetrator known  
SCOTLAND, 1999 - 2004

Table 8(a)  
Percentage

Perpetrator's Age Group	SCOTLAND					
	1 April - 31 December 1999	1 January - 31 December 2000	1 January - 31 December 2001 <sup>(1)</sup>	1 January - 31 December 2002	2 January - 31 December 2003	1 January - 31 December 2004
Under 16	*	*	*	*	*	*
16-18	1.3	1.6	1.6	1.6	1.8	2.0
19-21	4.8	5.6	5.5	5.5	5.6	5.9
22-25	10.2	9.8	10.0	10.1	10.9	11.1
26-30	17.5	16.6	16.1	16.2	15.2	15.1
31-35	20.3	19.1	19.1	19.5	18.9	17.6
36-40	17.8	17.8	18.3	17.4	18.0	17.6
41-50	18.4	19.8	20.1	20.7	20.7	21.5
51-60	7.5	7.4	7.3	6.9	7.0	7.1
61 and over	2.1	2.2	1.9	2.1	1.7	1.9
<b>TOTAL</b>	<b>100.0</b>	<b>100.0</b>	<b>100.0</b>	<b>100.0</b>	<b>100.0</b>	<b>100.0</b>

1. The 2001 figures for Scotland have been changed from those published in 2002 due to revised figures being submitted for Central and Fife police forces.

**Incidents of domestic abuse recorded by the police**  
**Age distribution of victims and perpetrators**  
**1 January - 31 December 2004**

**Table 9**  
**Number**

Victim's Age Group	Perpetrators Age Group											TOTAL
	Under 16	16-18	19-21	22-25	26-30	31-35	36-40	41-50	51-60	61+	Not recorded	
Under 16	8	24	2	2	1	2	4	2	-	-	2	47
16-18	10	410	596	308	140	75	34	21	4	-	34	1,632
19-21	-	210	993	1,257	664	278	94	65	17	2	71	3,651
22-25	1	100	509	1,628	1,650	886	414	202	16	-	115	5,521
26-30	-	42	189	851	2,059	1,856	965	562	53	6	149	6,732
31-35	-	29	121	386	1,037	2,425	1,949	1,056	126	12	132	7,273
36-40	-	8	36	133	510	1,218	2,452	2,136	248	25	125	6,891
41-50	-	2	15	82	249	586	1,349	4,203	1,171	106	144	7,907
51-60	-	3	2	8	32	59	103	680	1,162	257	45	2,351
61+	-	-	-	1	2	4	10	53	182	398	12	662
Not recorded	-	9	16	43	44	43	66	82	21	14	673	1,011
<b>TOTAL</b>	<b>19</b>	<b>837</b>	<b>2,479</b>	<b>4,699</b>	<b>6,388</b>	<b>7,432</b>	<b>7,440</b>	<b>9,062</b>	<b>3,000</b>	<b>820</b>	<b>1,502</b>	<b>43,678</b>

**Incidents of domestic abuse recorded by the police**

**Relationship between victim and perpetrator, by gender of victim and perpetrator**

**Table 10**

**1 January - 31 December 2004**

**Number**

	Female victim, male perpetrator	Male victim, female perpetrator	Male victim, male perpetrator	Female victim, female perpetrator	Not recorded	TOTAL
Spouse	7,589	867	-	-	69	<b>8,525</b>
Co-habitee	9,457	962	129	117	53	<b>10,718</b>
Partner	6,344	692	74	82	39	<b>7,231</b>
Ex-spouse	2,152	291	-	-	8	<b>2,451</b>
Ex-partner	10,140	976	105	75	58	<b>11,354</b>
Other	1,902	694	48	38	677	<b>3,359</b>
Not recorded	3	-	15	20	2	<b>40</b>
<b>TOTAL</b>	<b>37,587</b>	<b>4,482</b>	<b>371</b>	<b>332</b>	<b>906</b>	<b>43,678</b>

**Incidents of domestic abuse recorded by the police**

**Relationship between victim and perpetrator, as a**

**percentage of incidents, where relationship known**

**Table 10 (a)**

**1999 - 2004**

**Percentage**

	SCOTLAND					
	1 April - 31 December 1999	1 January - 31 December 2000	1 January - 31 December 2001 <sup>(1)</sup>	1 January - 31 December 2002	1 January - 31 December 2003	1 January - 31 December 2004
Spouse	33.0	25.5	24.0	23.8	22.8	19.5
Co-habitee	23.5	26.6	25.9	25.6	26.5	24.6
Partner	23.4	17.8	18.5	19.3	17.3	16.6
Ex-spouse	7.4	9.3	8.9	7.8	7.4	5.6
Ex-partner	12.2	20.4	21.0	22.8	25.5	26.0
Other	0.5	*	1.8	0.6	0.6	7.7
<b>TOTAL</b>	<b>100.0</b>	<b>100.0</b>	<b>100.0</b>	<b>100.0</b>	<b>100.0</b>	<b>100.0</b>

1. The 2001 figures for Scotland have been changed from those published in 2002 due to revised figures being submitted for Central and Fife police forces.

**Incidents of domestic abuse recorded by the police  
Relationship between victim and perpetrator by location of incident  
1 January - 31 December 2004**

Table 11  
Number

	Joint home		Victim's home		Perpetrator's home		Other house		Street	Licensed premises	Other	Not recorded	TOTAL
	6,600	1,136	1,855	253	95	172	317	51	66	88	8,525		
Spouse	7,748	4,246	997	140	253	260	425	44	41	92	10,718		
Co-habitee	776	1,657	140	94	997	330	653	58	96	75	7,231		
Partner	202	7,788	636	511	140	511	210	24	82	42	2,451		
Ex-spouse	832	1,142	257	123	636	123	1,040	120	224	203	11,354		
Ex-partner	1,037	9	9	1	257	1	252	20	14	514	3,359		
Other	23						4			3	40		
Not Recorded													
<b>TOTAL</b>	<b>17,218</b>	<b>17,833</b>	<b>2,378</b>	<b>1,491</b>	<b>2,378</b>	<b>1,491</b>	<b>2,901</b>	<b>317</b>	<b>523</b>	<b>1,017</b>	<b>43,678</b>		

**Incidents of domestic abuse recorded by the police, by  
location of incident, as a percentage of incidents  
where location is known.  
1999 - 2004**

Table 11 (a)  
Percentage

	SCOTLAND							
	1 April - 31 December 1999 <sup>(1)</sup>	1 January - 31 December 2000 <sup>(1)</sup>	1 January - 31 December 2001 <sup>(2)</sup>	1 January - 31 December 2002	1 January - 31 December 2003	1 January - 31 December 2004	TOTAL	
Joint home	48.6	45.9	47.1	45.5	43.2	40.4	100.0	
Victim's home	38.8	40.4	38.7	38.8	40.5	41.8	100.0	
Perpetrator's home	3.6	4.1	4.3	4.8	5.4	5.6	100.0	
Other house	1.8	2.3	2.6	2.8	3.0	3.5	100.0	
Street	3.9	5.2	5.2	5.6	6.2	6.8	100.0	
Licensed premises	*	0.5	0.6	0.7	0.7	0.7	100.0	
Other	2.9	1.5	1.5	1.9	1.2	1.2	100.0	
<b>TOTAL</b>	<b>100.0</b>	<b>100.0</b>	<b>100.0</b>	<b>100.0</b>	<b>100.0</b>	<b>100.0</b>	<b>100.0</b>	

1. Excludes Central Police Force as Central recorded the location of the incident in the following three categories only, 'Home', 'Street' and 'Other' in 1999 and 2000.

2. The 2001 figures for Scotland have been changed from those published in 2002 due to revised figures being submitted for Central and Fife police forces.

Table 12  
Number  
Incidents of domestic abuse recorded by the police, by location of incident  
1 January - 31 December 2004

	Joint home		Victim's home		Perpetrator's home		Street	Licensed premises	Other	Unknown	TOTAL
	Joint home	Victim's home	Perpetrator's home	Other house	Other house						
Non-sexual crimes of violence	218	231	66	31	56	11	5	15	633		
Crimes of indecency	39	48	12	3	2	-	4	1	109		
Crimes of dishonesty	28	185	10	16	40	1	8	5	293		
Fire-raising, vandalism, etc.	228	1,097	35	72	143	12	19	26	1,632		
Other crimes	265	1,181	59	66	173	18	34	34	1,830		
Miscellaneous offences	6,875	6,742	1,097	667	1,317	152	185	257	17,292		
Motor vehicle offences	3	-	-	-	3	-	-	-	6		
Behaviour not amounting to a crime	9,562	8,349	1,099	636	1,167	123	268	679	21,883		
<b>TOTAL</b>	<b>17,218</b>	<b>17,833</b>	<b>2,378</b>	<b>1,491</b>	<b>2,901</b>	<b>317</b>	<b>523</b>	<b>1,017</b>	<b>43,678</b>		

**Action taken by the police against identified perpetrators of crimes or offences  
of domestic abuse cleared up by the police, by police force area  
1 January - 31 December 2004**

**Table 13  
Number**

	<b>Referral to procurator fiscal</b>	<b>Police warning</b>	<b>Other action<sup>(1)</sup></b>	<b>No further action</b>	<b>Not recorded</b>	<b>TOTAL</b>
Central	589	2	-	8	-	<b>599</b>
Dumfries & Galloway	280	245	131	104	-	<b>760</b>
Fife	890	84	318	6	-	<b>1,298</b>
Grampian	796	363	2,628	224	15	<b>4,026</b>
Lothian & Borders	1,817	316	431	9	-	<b>2,573</b>
Northern	535	1	-	-	-	<b>536</b>
Strathclyde	8,197	241	1,747	482	280	<b>10,947</b>
Tayside	528	-	-	528	-	<b>1,056</b>
<b>SCOTLAND</b>	<b>13,632</b>	<b>1,252</b>	<b>5,255</b>	<b>1,361</b>	<b>295</b>	<b>21,795</b>

1. 'Other action' includes such action as referrals to support groups such as victim support.

Perpetrators of domestic abuse reported to the procurator fiscal, as a percentage of crimes and offences of domestic abuse cleared up where action taken is known, by police force area, 1 January - 31 December 2004

	Dumfries & Galloway					Lothian & Borders					Tayside		SCOTLAND	
	Central	Galloway	Fife <sup>(3)</sup>	Grampian	Borders	Northern	Strathclyde	Tayside	SCOTLAND	Percentage				
<b>Total crimes and offences</b>	98	37	69	20	71	100	77	50	63					
<b>Non-sexual crimes of violence</b>	100	83	100	55	92	100	80	98	83					
Homicide	-	100	100	-	100	-	100	-	100					
Serious assault	100	75	100	92	89	100	84	97	88					
Other	100	100	100	39	97	100	72	100	76					
<b>Crimes of indecency</b>	100	20	88	36	85	100	71	100	72					
Sexual assault	100	20	88	36	85	100	71	100	72					
Lewd & libidinous practices	-	-	-	-	-	-	-	-	-					
Other	-	-	-	-	-	-	75	-	75					
<b>Crimes of dishonesty</b>	-	-	41	32	93	100	74	24	59					
<b>Fire-raising, vandalism, etc.</b>	98	55	60	43	79	100	80	71	74					
Fire-raising	-	-	100	100	100	-	71	67	83					
Vandalism, etc.	98	55	59	42	79	100	80	71	74					
<b>Other crimes</b>	100	67	95	73	94	100	91	97	92					
Crimes against public justice <sup>(1)</sup>	100	67	94	72	94	100	91	97	92					
Handling of an offensive weapon <sup>(2)</sup>	100	-	100	100	94	-	95	-	96					
Drugs	-	-	-	100	100	-	100	-	100					
Other	-	-	-	100	100	-	100	-	100					
<b>Miscellaneous offences</b>	98	36	66	17	63	100	75	39	59					
Petty assault	99	53	65	26	58	100	73	51	64					
Breach of the peace	96	22	67	11	90	100	78	31	52					
Drunkenness	-	-	-	-	100	-	50	-	86					
Other	-	13	-	12	76	-	59	59	43					
<b>Motor vehicle offences</b>	-	-	-	-	67	-	-	-	67					

1. Does not include breach of a matrimonial interdict

2. Reclassified in 2002 as other than a crime of violence.

3. The disparity between 2004 and previous figures for Fife is due to an IT complication, whereby all police actions were recorded as reports to the procurator fiscal. This has now been rectified.

**Incidents of domestic abuse recorded by the police and rate per 100,000 population, by council area, 1 January - 31 December 2004**

**Table 15**

	<b>Number of incidents</b>	<b>Incidents per 100,000 population <sup>(1)</sup></b>
Aberdeen City	2,538	1,247
Aberdeenshire	1,411	606
Angus	786	724
Argyll & Bute	449	492
Clackmannanshire	394	817
Dumfries & Galloway	1,006	680
Dundee City	1,768	1,246
East Ayrshire	1,048	875
East Dunbartonshire	392	368
East Lothian	572	625
East Renfrewshire	326	364
Edinburgh, City of	4,771	1,052
Eileanan Siar	107	407
Falkirk	1,079	732
Fife	2,575	726
Glasgow City	7,737	1,339
Highland	1,374	650
Inverclyde	797	967
Midlothian	557	700
Moray	533	608
North Ayrshire	1,105	812
North Lanarkshire	2,884	893
Orkney Islands	34	174
Perth & Kinross	928	675
Renfrewshire	1,599	937
Scottish Borders	498	456
Shetland Islands	42	191
South Ayrshire	1,070	957
South Lanarkshire	2,161	708
Stirling	515	596
West Dunbartonshire	1,296	1,409
West Lothian	1,326	814
<b>SCOTLAND</b>	<b>43,678</b>	<b>860</b>

1. Population as at mid 2004.

## 5. Notes on statistics used in this bulletin

### 5.1. Background

A statistical collection on domestic abuse (previously referred to as domestic violence) was recommended in the Report of HM Inspectorate of Constabulary “Hitting Home – A Report on the Police Response to Domestic Violence 1997”, as follows:

#### *Recommendation 1*

‘That the standard definition of domestic violence to be developed by The Scottish Office in consultation with forces includes sub-categories of: - crimes of personal violence (non-sexual and sexual); other crimes (such as breach of the peace, threats, and vandalism); and abuse which does not amount to crime; and that the definition be adopted by all forces as soon as it is agreed’.

#### *Recommendation 2*

‘That all forces record domestic incidents so that they can be reviewed individually and in total, using the sub-categories referred to in recommendation 1’.

These recommendations were progressed through the domestic violence working group of the Scottish Criminal Statistics Committee involving ACPO(S) (Association of Chief Police Officers in Scotland) nominated representatives which agreed the following definition.

**‘Domestic abuse is any form of physical, non-physical, or sexual abuse which takes place within the context of a close relationship, committed either in the home or elsewhere. This relationship will be between partners (married, co-habiting or otherwise) or ex-partners’.**

### 5.2. Accuracy of the statistics

#### 5.2.1. Returns

The statistical return from which the figures in this bulletin are taken is a simple count of the numbers of incidents of domestic abuse recorded by the police using the definition of domestic abuse agreed by the domestic abuse working group of the Scottish Criminal Statistics Committee involving ACPO(S) nominated representatives. Following current terminology, these incidents are now referred to as incidents of domestic abuse. Returns from the eight Scottish home forces are included in this bulletin.

#### 5.2.2. Time Series Analysis

In 1999 data was available for the period 1 April - 31 December only, as this was the first time that the data was collated centrally. From 2000 onwards data has been submitted for the full calendar year. Where comparisons have been drawn between data for these years, only percentage distributions have been used and not actual figures.

### 5.2.3. Incident Count

The statistics presented in this bulletin are described as incidents of domestic abuse reported by the police. The bulletin reports the most serious crime/offence associated with each incident. Tables which show comparable figures for 1999-2004 for incidents of domestic abuse as a percentage of total incidents are based on revised 1999 and 2000 figures, in order that figures for these years reflect a count of incidents. Previously the figures for 1999 and 2000 contained an element of double counting of incidents. This double count has now been removed.

### 5.2.4. Recording Issues

This is the sixth time data have been collated centrally.

- Incident Count**  
 In 2001, Tayside police introduced a new method of compiling the statistical information required for this bulletin and launched a joint initiative with Barnardo's Scotland which is believed to have encouraged victims of domestic abuse to report incidents. These factors are likely to account for the increase in incidents of domestic abuse reported by Tayside police in 2001 compared to the previous year.
- During 2003/04 Strathclyde Police rolled out a new Vulnerable Person (VP) Database which collects information about domestic, racist and homophobic incidents. This also involved the back-record conversion of paper records from September 2002. In the long term this will lead to more dynamic, accurate and timely data. There have, however, been some data quality issues, resulting in an increase in unrecorded data items for incidents of domestic abuse. These issues are currently being addressed by Strathclyde Police
- Repeat Victimisation**  
 Forces can only identify a repeat victim if he/she has previously been entered onto their database. The longer the database has been in existence the more likely it is that a repeat victim will be recognised as such. Police forces have maintained their databases over different periods and the proportion of identified repeat victims will vary accordingly.
- Police forces were not able to record complete or certain types of information in all cases. The percentage of incidents of domestic abuse where information was not recorded is shown in the table below;

**Percentage of incidents of domestic abuse where information not recorded  
1 January - 31 December 2004**

	<b>Recorded</b>	<b>Not Recorded</b>
Crimes and offences	100.00	-
Victim's gender	98.45	1.55
Perpetrator's gender	98.41	1.59
Gender of victim and perpetrator	97.93	2.07
No. of incidents against previous victim	90.02	9.98
Victim's age	98.89	1.11
Perpetrator's age	98.59	1.41
Location of incident	97.67	2.33
Relationship between victim and perpetrator	99.91	1.35
Action taken by police	98.65	*
<b>TOTAL</b>	<b>97.81</b>	<b>2.19</b>

### 5.2.5. Reporting Practice

These statistics do not reveal the incidence of all domestic abuse committed. Not all incidents are reported to the police. There have been found to be a number of reasons for such under reporting. For example, victims experience fear and shame as common effects of domestic abuse. In addition, under reporting may also be caused by a perpetrator physically preventing a victim reporting the domestic abuse.

The statistics available from this return of the central collection have demonstrated that police forces have recorded information in differing ways. In particular police practice in deciding when the behaviour justifies the recording of a crime or offence may differ. For example some forces have ruled that no crime or offence should be recorded if no further action is to be taken e.g. because the victim does not wish any action to be taken. Other forces may record a crime or offence. These differences clearly influence the proportion of incidents which lead to the recording of a crime or offence which ranged from 90 per cent in Grampian, and 76 per cent in Dumfries & Galloway, to 30 per cent in Tayside. These differences also influence the proportion of recorded crimes and offences which are referred to the procurator fiscal. There was much less variation between forces in the proportion of all incidents of domestic abuse which led to a referral to the procurator fiscal. It should be noted that these recording practices are under continuing review with the intention of achieving consistency across Scotland.

### 5.2.6. Legislation

As well as common law some of the main legislation applicable to domestic abuse is as follows:

- Protection from Abuse (Scotland) Act 2001
- Criminal Justice Act 1998
- Crime and Disorder Act 1998
- Protection from Harassment Act 1997
- Family Law Act 1996
- The Matrimonial Homes (Family Law) (Scotland) Act 1981- (The bulletin makes the distinction between spouses and co-habitees in light of the Matrimonial Homes (Family Law) (Scotland) Act 1981 which gives protection to wives and some co-habitees. The protection for wives ends on divorce and co-habitees get an initial six-month period of protection, and can apply for an extension after that. Partners (not cohabiting), ex-spouses and ex-partners are not protected by the legislation. Proposals are currently being considered to extend protection after divorce and to co-habitees)

### 5.2.7. Recording of crimes and offences

Contraventions of Scottish criminal law are divided for statistical purposes into crimes and offences. The term “crime” is *generally* used for the more serious criminal acts; the less serious are termed “offences”, although the term “offence” may also be used in relation to serious breaches of criminal law. The distinction is made only for working purposes and the “seriousness” of the offence is generally related to the maximum sentence that can be imposed.

The detailed classification of crimes and offences used by the Scottish Executive to collect criminal statistics contains about 360 codes.

The definition of *Petty Assault* used by the Scottish Executive is defined below:

Petty assault is any assault which does not fall into the following definition of Serious Assault: ‘An assault in which the victim sustained an injury resulting in detention in hospital as an in-patient or any of the following injuries whether or not detained in hospital: fractures, concussion, internal injuries, crushings, severe cuts or lacerations, or severe general shock requiring medical treatment’.

### 5.2.8. Crimes and offences cleared up

The definition of 'cleared up' was revised with effect from 1 April 1996. Previously, a crime or offence was regarded as being cleared up if one or more offenders was apprehended, cited, warned or traced for it. This was revised as follows:

A crime or offence is regarded as cleared up where there exists a sufficiency of evidence under Scots law, to justify consideration of criminal proceedings notwithstanding that a report is not submitted to the procurator fiscal because either

*(i) by standing agreement with the procurator fiscal, the police warn the accused due to the minor nature of the offence, or*

*(ii) reporting is inappropriate due to the non-age of the accused, death of the accused or other similar circumstances.*

For some types of crimes and offences the case is cleared up immediately because the offender is caught in the act e.g. motoring offences. In Scots law, the confession of an accused person to a crime would not in general be sufficient to allow a prosecution to be taken, as corroborative evidence is required. Thus, a case cannot be regarded as 'cleared up' on the basis of a confession alone.

It has been suggested that the above definition of "cleared up" may not have been applied consistently in all police forces returning data on incidents of domestic abuse.

### 5.2.9. Other sources of domestic abuse (related) statistics

- Scottish Crime Survey (1996, 2000)  
Both the 1996 and 2000 Scottish Crime Survey (SCS) provide statistics on domestic abuse. Using face-to-face interviews and self-completion questionnaires the 2000 survey found that 6% of women and 3% of men reported being the victim of *either* threats *or* force by their partner during 1999, while 4% of women and 2% of men reported having been the victim of *both* threats and force over the same time frame. There has been no significant change in these results since the 1996 survey. In 2000, 19% (292) of women and 8% (89) of men reported that they had experienced either threats or force from a partner at some time in their lives.
- Scottish Women's Aid Annual Report 2003/2004  
The Scottish Women's Aid Annual Report 2003/2004 shows that they received 83,226 requests for information or support from women in that year, compared to 72,029 in 2002/03.

### 5.2.10. Other

The following symbols are used throughout the tables in this bulletin.

- = Nil

\* = <0.5





# SCOTTISH EXECUTIVE STATISTICAL SERVICES

## OUR AIM

The aim of the Statistical Service is to provide relevant and reliable information, analysis and advice that meet the needs of government, business and the people of Scotland.

## OBJECTIVES

1. **To produce statistics and analysis relevant to user needs by**
  - Developing the range of statistics and analysis we produce;
  - Where practicable improving timeliness;
  - Providing more statistics disaggregated by age, gender and ethnicity;
  - Developing more data for small areas through the Neighbourhood Statistics project;
  - Contributing to production of comparable statistics across the UK and internationally.
2. **To ensure effective use of our statistics by**
  - Contributing more directly to policy processes inside and where possible outside government;
  - Improving access to and presentation of data and analysis;
  - Improving the advice provided on statistics.
3. **To work effectively with users and providers by**
  - Maintaining arrangements to consult and involve users and providers
  - Involving users and providers in planning developments in outputs and processes
4. **To develop the quality of statistics by**
  - Assuring and improving quality as an integral part of data collection and analysis and through regular reviews in line with National Statistics quality strategy;
  - Developing statistical methods, systems and classifications;
  - Working with the rest of the Government Statistical Service to develop joint approaches/solutions where appropriate.
5. **To assure the integrity of statistics by**
  - Maintaining and promoting integrity through implementation of the National Statistics Code of Practice and related protocols;
  - Safeguarding the confidentiality of data subjects.
6. **To ensure the efficient and effective delivery of statistics products and services by**
  - Making best use of all sources including administrative sources,
  - Minimising the burden on data providers through Survey Monitoring & Advice;
  - Ensuring value for money;
  - Making best use of Information and Communications Technology;
  - Working with other analysts;
  - Ensuring effective communication within the Statistician Group.
7. **To develop our workforce and competences**
  - Ensuring recruitment of staff with the necessary skills and potential;
  - Ensuring development of expertise amongst existing staff;
  - Promoting and upholding the standards of the statistics profession.

## This is a National Statistics publication

"This is a National Statistics publication. It has been produced to high professional standards set out in the National Statistics Code of Practice and Release Practice Protocol.

[http://www.statistics.gov.uk/about\\_ns/cop/default.asp](http://www.statistics.gov.uk/about_ns/cop/default.asp)

These statistics undergo regular quality assurance reviews to ensure that they meet customer needs. They are produced free from any political interference."

Details of pre-release access will be provided in the Scottish Executive Statistics Website under 'Forthcoming Releases'

## Correspondence and enquiries

Enquiries on Domestic Abuse Recorded by the Police in Scotland, 1 January – 31 December 2004 should be addressed to:

Katy Barratt  
Scottish Executive Justice Department  
Analytical Services Division  
1 WR St Andrew's House  
EDINBURGH EH1 3DG  
Telephone: (0131) 244 2226; Fax (0131) 244 2623  
e-mail: [katy.barratt@scotland.gsi.gov.uk](mailto:katy.barratt@scotland.gsi.gov.uk)

General enquiries on Scottish Executive statistics can be addressed to:

Ryan Stewart  
Office of the Chief Statistician  
Scottish Executive  
3 Floor West Rear, St Andrews House  
EDINBURGH EH1 3DG  
Telephone: (0131) 244 0442; Fax: (0131) 244 0335  
e-mail: [statistics.enquiries@scotland.gsi.gov.uk](mailto:statistics.enquiries@scotland.gsi.gov.uk)

Advice on specific areas of Scottish Executive statistical work can be obtained from staff at the telephone numbers given below:

### Scottish Executive Statistics contacts

Schools – qualifications	(0131) 244 0313
Schools – pupils and teachers	(0131) 244 1689
Further and Higher Education	(0141) 242 0273
The Economy	(0131) 244 2234
Labour market	(0141) 242 5446
Business	(0141) 242 5446
Income, Tax and Benefits	(0131) 244 2583
Local government finance	(0131) 244 7033
Environment, planning & local government staffing	(0131) 244 0445
Equality	(0131) 244 0442
Housing	(0131) 244 7236
Transport	(0131) 244 7255
Health	(0131) 244 3432
Community Care	(0131) 244 3777
Social Justice	(0131) 244 0442
Scottish Executive personnel	(0131) 244 3926
Agricultural census and labour force	(0131) 244 6150
Fisheries	(0131) 244 6441
Courts and law	(0131) 244 2227
Recorded crime and prisons	(0131) 244 2225

### Other contacts for Scottish statistics

Forestry Commission	(0131) 314 6337
The Scottish Funding Councils for Higher and Further Education	(0131) 313 6575
General Register Office for Scotland - Vital statistics and publications - Population statistics, census statistics or digital boundary products	(0131) 314 4243 (0131) 314 4254

For **general enquiries about National Statistics** in the United Kingdom Government contact the National Statistics Public Enquiry Service on **020 7533 5888**  
minicom: 01633 812399  
Email: [info@statistics.gov.uk](mailto:info@statistics.gov.uk)  
Fax: 01633 652747  
Letters: room DG/18, 1 Drummond Gate, LONDON SW1V 2QQ

You can also find National Statistics on the internet - go to **[www.statistics.gov.uk](http://www.statistics.gov.uk)**

If you would like to be consulted about new or existing statistical collections or to receive notification of forthcoming statistical publications, please register your statistical interest on the Scottish Executive ScotStat web site at **[www.scotland.gov.uk/scotstat](http://www.scotland.gov.uk/scotstat)**

Current staff names, e-mail addresses and the publications listed below as well as a range of other statistical publications can be found on the Scottish Executive Web site at **[www.scotland.gov.uk/stats](http://www.scotland.gov.uk/stats)**

Further information on the General Register Office for Scotland is available on the website **[www.gro-scotland.gov.uk](http://www.gro-scotland.gov.uk)**

### Most recent Justice Statistical Publications relating to the Crime and Justice theme

Ref no.	Title	Last published	Price
CrJ/2004/5	Recorded Crime in Scotland, 2003	June 2004	£2.00
CrJ/2004/7	Recorded Crimes and Offences Involving Firearms, Scotland, 2003	October 2004	£2.00
Statistics Release	Homicide in Scotland, 2003	November 2004	N/A
CrJ/2005/1	Criminal Justice Social Work Statistics, 2003-04	January 2005	£2.00
CrJ/2005/2	Domestic Abuse Recorded by the Police in Scotland, 1 January-31 December 2003	January 2005	£2.00
CrJ/2005/3	Fire Statistics Scotland, 2003	March 2005	£2.00
CrJ/2005/4	Criminal Proceedings in Scottish Courts, 2003	March 2005	£2.00
CrJ/2005/5	Firearm certificates statistics, Scotland, 2004	March 2005	£2.00
CrJ/2005/7	Reconvictions of offenders discharged from custody or given non-custodial sentences in 1999, Scotland	June 2005	£2.00
CrJ/2005/8	Prison Statistics Scotland, 2004/05	August 2005	£2.00

Additional copies of these publications may be purchased from **Scottish Executive Publication Sales, Blackwell's Bookshop, 53 South Bridge, Edinburgh, EH1 1YS**, Telephone: 0131 622 8283, Fax: 0131 622 8258. Cheques should be made payable to 'Blackwell's Bookshop'.

### Complaints and suggestions

If you are not satisfied with our service, please write to the Chief Statistician, Mr Rob Wishart, 4 Floor East Rear, St Andrews House, Edinburgh, EH1 3DG, Telephone: (0131) 244 0302, e-mail [rob.wishart@scotland.gsi.gov.uk](mailto:rob.wishart@scotland.gsi.gov.uk). We also welcome any comments or suggestions that would help us to improve our standards of service.

ISSN 0264 1178  
ISBN 0 7559 2725 7

Price £2.00

Crown Copyright  
Brief extracts from the Crown Copyright material in this publication may be reproduced provided the source is fully acknowledged.

ISBN 0-7559-2725-7



9 780755 927258