

CHILDREN'S HEARINGS REPRESENTATIVE GROUP

REPORT ON

CHILDREN'S HEARINGS TIME INTERVALS

2002-03

CHILDREN'S HEARINGS SYSTEM: HOW QUICK IS IT AT DELIVERING A SERVICE FOR VULNERABLE CHILDREN AND THOSE WHO OFFEND?

INTRODUCTION

If children are at risk or in need of protection, it is important to deliver effective and appropriate services or interventions quickly to keep them safe and improve their welfare. Research also points to the increased effectiveness of interventions to tackle offending behaviour if they are delivered as soon as possible after the offence, when the young person can still remember what happened.

For these reasons the Children's Hearings system has had Time Intervals standards since 1 April 1999. There are fifteen standards in total which cover every stage of action by every agency from the police, through the Scottish Children's Reporter Administration to local authorities. Taken together they help to show how quickly effective action has been taken overall.

Ministers have set real store by encouraging and facilitating improved performance by all agencies in partnership in Scotland. The Time Intervals overall standard suggests that the maximum time for action should be between 80-120 working days depending on the complexity of the case. Cases involving welfare considerations may need longer if a Safeguarder has to be appointed, or complex proof hearings are needed in the Sheriff Court. By 2001-02 agencies had progressed to delivering action for those who offend in an average of 134 calendar days and for those with primarily welfare needs in 168 calendar days (source: SCRA statistics). Audit Scotland and others have pointed to the inadequacy of this performance. This report publishes the data on performance in 2002-03 and shows the extent of progress at that time.

The 32 Local Authority Review Groups comprising: Social Work, Children's Panel, SCRA, Scottish Courts Service, Education Department, Police, Crown Office and NHS are responsible for submitting the data, including contributions from all local agencies. LARGs work in partnership and have to be supported by, and accountable to, Chief Executives and senior officers who are responsible for setting clear expectations as to the improvements in reporting and performance that are required. This data is therefore self-reported and has not been separately audited at a national level. Overall performance is monitored by the Children's Hearings Representative Group assisted by the Time Intervals Monitoring Group.

NEW MONITORING ARRANGEMENTS

As can be seen from the data in this report, it has proved difficult for local teams to assemble comprehensive, accurate and timely data. This has led to a far greater focus and manpower effort in attempting to record the information for reports such as this, rather than using real-time, quality data as a management tool to improve performance.

Whilst nationally the hearings system is delivering more quickly, progress is not fast enough to predict confidently that the national youth justice standards on timely assessment and processing will be met by 2006.

The Executive responded to the difficulties experienced by the TIMG and local agencies by suggesting earlier this year that the Time Intervals process should be reviewed. The aim was

to make it easier for accurate local and national data to be made available to assist the performance improvement process.

Having consulted all agencies over the summer, it has been agreed that a sub-set of key standards should be monitored much more regularly. It has also been possible to identify data sources which release local teams from the burden of collection. On a monthly basis, the new SCRA database will provide each Director of Social Work with a report showing completion of assessment reports within 28 working days at both a local authority and national level.

On a quarterly basis, ACPO(S) will draw together data on performance by each police force. SCRA will report on performance locally and nationally on completing assessments, the Reporters' decision-making, and overall timescales. Local authorities will report on delivery of services and implementing non-residential supervision requirements.

ADSW, CoSLA, ACPO(S), SCRA and the Executive will meet quarterly to review progress and decide action priorities for the next quarter. We look to this joint impetus to ensure that key standards are met quickly and that overall time performance can be improved. The Executive will continue to collect full data on every standard on an annual basis to ensure trends in performance can be monitored.

SUMMARY OF KEY FINDINGS IN 2002-03

- Almost all areas and agencies were able to demonstrate some improvement on the previous year's performance.
- Around one third of local authorities deliver a service on time to children following a Hearing.
- No agency in Scotland uniformly met all of its targets in all areas.
- Two of the eight police forces met their target and the achievement of the best forces is a standard which the others are striving to meet.
- Only one local authority met the target for assessing young people.
- A direct comparison with social work vacancy rates and performance does not hold with the lowest performing authority in the country having the fewest vacancies, and the best performer having above an above average vacancy rate.
- The Scottish Children's Reporter Administration met none of their standards in every area. On an average overall national basis, SCRA did meet the target to make decisions about 60% of referrals in 50 working days.
- The delivery of key mental health reports could not be monitored as only one area sent data on this service.

DELIVERY BY DIFFERENT AGENCIES

Police

Only 2 out of the eight police forces in Scotland met their target to deliver a report on the offending incident to the Reporter within 14 calendar days of arrest and charge. Dumfries and Galloway joined Tayside in delivering on time. Central Scotland is the lowest performing force in the country.

Local Authorities

Only one authority (East Renfrewshire), met the agreed standard to deliver 75% of assessments to the Reporter within 20 working days. A number of authorities improved their

performance on last year: Aberdeen City; Aberdeenshire; Angus; East Lothian; East Renfrewshire; Edinburgh; Glasgow; Highland; Midlothian; North Lanarkshire; Perth and Kinross; and West Dunbartonshire.

The top 6 authorities were East Renfrewshire; Western Isles; South Ayrshire; West Lothian; Moray and Edinburgh. The bottom 6 were East Ayrshire; North Lanarkshire; Renfrewshire; South Lanarkshire; Glasgow and Stirling.

A better picture emerged on implementing a supervision requirement within 15 working days of a Hearing. Aberdeenshire, East Ayrshire, East Renfrewshire, Falkirk, North Ayrshire, West Dunbartonshire, West Lothian and the Western Isles all achieved this. Both Clackmannanshire and Glasgow had improved on their previous year's performance. However, this means that in around two thirds of areas a large number of children are still experiencing an unacceptable delay in receiving a service.

Staffing shortages were cited by Councils as a difficulty in meeting standards. We compared the vacancy rate within top performing and bottom performing authorities in producing assessments. Overall the vacancy trend was slightly higher in the lower performing authorities.

But there were clear anomalies. For example East Renfrewshire could meet the standard with 15% vacancies and the Western Isles just missed the target with 74% of reports on time despite 11% vacancies. In contrast North Lanarkshire delivered only 15% of reports on time with 13% vacancies and Stirling recorded only 2% vacancies yet could only manage 9% of reports on time.

This suggests that whilst the position on staffing vacancies improves there are actions that managers could take to improve performance. A number of authorities highlighted signs that national and local social work strategies were beginning to bear fruit.

SCRA

Children's Reporters are responsible for:

- taking a decision on a case within 50 working days of receipt of a referral and for informing the child and family of their decision within 5 working days. For both of those standards their target is 60% achievement.
- They should then schedule 90% of required hearings within 20 days of the decision and ensure at least 70% of Hearings are held in accommodation which meets their own minimum property standards.
- If a Safeguarder is appointed they should receive relevant papers within 3 days in 95% of cases. Following a Hearing the child and family should be sent written notification of the outcome within 5 working days for at least 60% of cases.

The Scottish Children's Reporter Administration achieved good performance against certain indicators in some areas, but did not meet all of its targets in every authority. SCRA got closest to the standards for taking a decision on a referral, for sending papers to Safeguarders and for sending written notifications to the family following a Hearing. Taking a Scotland-wide approach to average performance, SCRA exceeded its target on making decisions on referrals. Scheduling Hearings within 20 days and meeting property standards appear to be areas where most progress is needed.

Information and communication technology in use for the period covered by this report did not yet permit the ready extraction and collation of all the data required by the time intervals

standards. The SCRA national database (the RAD) was only available nationally from December 2002, which has contributed to some of the gaps in reporting, and SCRA were able to assist the process by reporting centrally only on standards 3, 4, 6 and 8. Some LARGs also report gaps between their different agencies. The SCRA database will be able to supply data fully covering 2003-04 and will extend to include reports on Standards 5, 10, 11 and 14 with part-year reporting on Standard 12.

Mental Health

We have again been unable to report on the delivery of mental health reports as only one local team sent data on performance in this area. The Executive will send this report separately to the Child Health Commissioners as well as local multi-disciplinary teams and invite them to identify ways to boost both performance and monitoring in this important area.

IMPROVEMENTS IN RESOURCES

The following developments have been introduced by the Executive in the last year to assist child protection or youth justice work in the Hearings system:

- £7.8m invested to implement the youth crime action plan in 2002-03 alone, including funds for local authority assessment and IT procedures.
- The £11m Youth Crime Prevention Fund and £9m Intensive Support Fund started to increase the range of interventions available within the statutory and independent sectors, to assist implementation of Hearings decisions.
- New National Standards were agreed for youth justice services and draft standards are in the process of being developed for child protection work.
- The Fast Track Hearings pilot was launched in 3 local areas to test the effect that joint planning and targeted resourcing and management of services can have on delivery and outcomes for a group of particularly hard to reach young people. It will be evaluated over the 2-year life of the pilot, and includes time intervals targets of 80 working days in total.
- Changing Children's Services Fund monies will double to £65.5m by 2005-06, while Sure Start Scotland funding will more than double from £23m to £50m by 2005-06.

**Scottish Executive
Education Department
December 2003**

NATIONAL STANDARDS

- STANDARD 1** Reports will be delivered to the reporter within 14 calendar days* of caution and charge.
- TARGET** 80% of reports will be delivered within 14 calendar days*.
- STANDARD 2** Referrals will be made within 5 working days of the child protection case conference.
- TARGET** 100 % of referrals will be made within 5 working days of the child protection case conference.
- STANDARD 3** All reports will be submitted within 20 working days* of the date of the request.
- TARGET** 75 % of reports will be submitted within 20 working days* of the date of the request.
- STANDARD 4** The reporter will make a decision about a referral within 10 weeks (50 working days) of receipt.
- TARGET** 60% of decisions will be made within 10 weeks (50 working days) of receipt of a referral.
- STANDARD 5** The reporter will inform the child and family of the outcome of a referral within 5 working days of making a decision.
- TARGET** In 60% of cases the reporter will inform the child and family of a decision on a referral within 5 working days.
- STANDARD 6** Hearings will be scheduled to take place within a maximum of 20 working days of the reporter's decision.
- TARGET** 90 % of hearings will be scheduled to take place within a maximum of 20 working days of the reporter's decision.
- STANDARD 7** Children's hearings will be held in accommodation which meets SCRA's minimum property standards.
- TARGET** 70% of children's hearings will be held in accommodation which meets SCRA's minimum property standards.
- STANDARD 8** All relevant people, information and resources will be available to hearings to ensure that continuations are kept to a minimum.
- TARGET** 75% of hearings will proceed to disposal.
- STANDARD 9** A named Safeguarder will be allocated to a case and the reporter notified within 2 working days of the hearing.
- TARGET** 95% of appointments will be implemented within 2 working days of the hearing.
- STANDARD 10** The reporter will send case papers to the Safeguarder within 3 working days of the reporter being advised of the allocation of the case.
- TARGET** 95% of case papers will be sent to the Safeguarder by the reporter within 3 working days of the reporter being advised of the allocation of the case.
- STANDARD 11** Safeguarders' reports will be submitted within 20 working days of the issue of case papers.
- TARGET** 90% of reports by Safeguarders will be submitted within 20 working days of the issue of case papers.
- STANDARD 12** Child and adolescent mental health professionals will submit reports within 8 weeks (40 working days) of the date of the request by a children's hearing.

- TARGET** 75% of reports for children's hearings by child and adolescent mental health professionals in each Health Board area will be submitted within 8 weeks (40 working days) of the date of the request by the hearing.
- STANDARD 13** All relevant people, information and resources will be available to ensure that adjournments are kept to a minimum.
- TARGET** The number of cases, ready to proceed, adjourned because of lack of court time, should not exceed 5% of hearings set down.
- STANDARD 14** The child and family will be sent written notification of the outcome of a hearing within 5 working days of the hearing.
- TARGET** 60 % of notifications will be sent within 5 working days of the hearing.
- STANDARD 15** The local authority will give effect to* supervision requirements with no condition of residence within 15 working days of date of issue by the children's hearing.
- TARGET** 100% of supervision requirements with no condition of residence will be given effect* within 15 working days of issue by the children's hearing.

Comparison of Performance between TI Returns for 2001-02 and 2002-03

	Improved Performance Against Standard	No Change	Worse	Unable to Compare Performance as figures not supplied for both years	No of Standards Achieved in 2002-03
<i>Aberdeen City</i>	1,3, 6, 9, 10	2, 13	4,8,11,15		2
<i>Aberdeenshire</i>	1,2, 3, 8, 14	9,10,11 15	4, 6	5, 7, 12*, 13*	9
<i>Angus</i>	2, 3, 4	6	1, 8		2
<i>Argyll & Bute</i>	2		1, 4, 6, 8, 15	9	1
<i>Clackmannanshire</i>	15		1,2, 3		0
<i>D & Galloway</i>	1,8	15	2, 3, 4, 6	9	2
<i>Dundee</i>	2		1, 3, 4, 6, 8		1
<i>East Ayrshire</i>	1, 4	9, 10, 15	3, 6, 8	5, 11, 14	4
<i>East Dunbartonshire</i>	1,8		2, 3, 4, 6	7, 13	2
<i>East Lothian</i>	3, 4, 6, 8	2		1, 15	1
<i>East Renfrewshire</i>	1, 3, 4, 7, 8	2,9,10,13 14, 15	5, 6, 11		9
<i>Edinburgh</i>	1,3, 4	2, 7, 9*, 10*, 11*, 12*, 13*, 15	6, 8		7
<i>Falkirk</i>				2, 3, 4, 5, 6, 8, 14, 15	5
<i>Fife</i>	6, 8	4	3	1, 2	2
<i>Glasgow</i>	1,3, 9,10,15		4, 6, 8	2	3
<i>Highland</i>	3, 6, 8	4		1, 2, 9	0
<i>Inverclyde</i>	2,4,6,8,9	1, 10	3	15	2
<i>Midlothian</i>	1, 3, 4, 6, 8			9, 15	1
<i>Moray</i>				1, 2, 3, 4, 6, 8, 9*,10*,11*, 12*, 14*, 15	8
<i>North Ayrshire</i>	13	10, 15	3,4, 6, 8	2, 11	6
<i>North Lanarkshire</i>	3, 4		6, 8		1
<i>Orkney</i>	8		3, 4, 6		2
<i>Perth & Kinross</i>	3, 6		4, 8	1, 9, 10, 11,	4
<i>Renfrewshire</i>	4, 8,	2, 6	1,3, 5, 15	7, 9, 10, 11, 13, 14	5
<i>Scottish Borders</i>	4, 6, 8		3,	15	2
<i>Shetland</i>		2, 15			2
<i>South Ayrshire</i>		2, 3, 4, 5, 6, 8, 9, 10, 13 14	1, 15		5
<i>South Lanarkshire</i>	1	3, 4	6, 8		0
<i>Stirling</i>				5*, 7*, 9*, 10*, 14*	5
<i>West Dunbartonshire</i>	3, 8	4	6	1, 2, 15	3
<i>West Lothian</i>	4, 6	2, 3, 15	1, 8		3
<i>Western Isles</i>	4	2, 7, 15	3, 6, 8	1, 9, 13	8

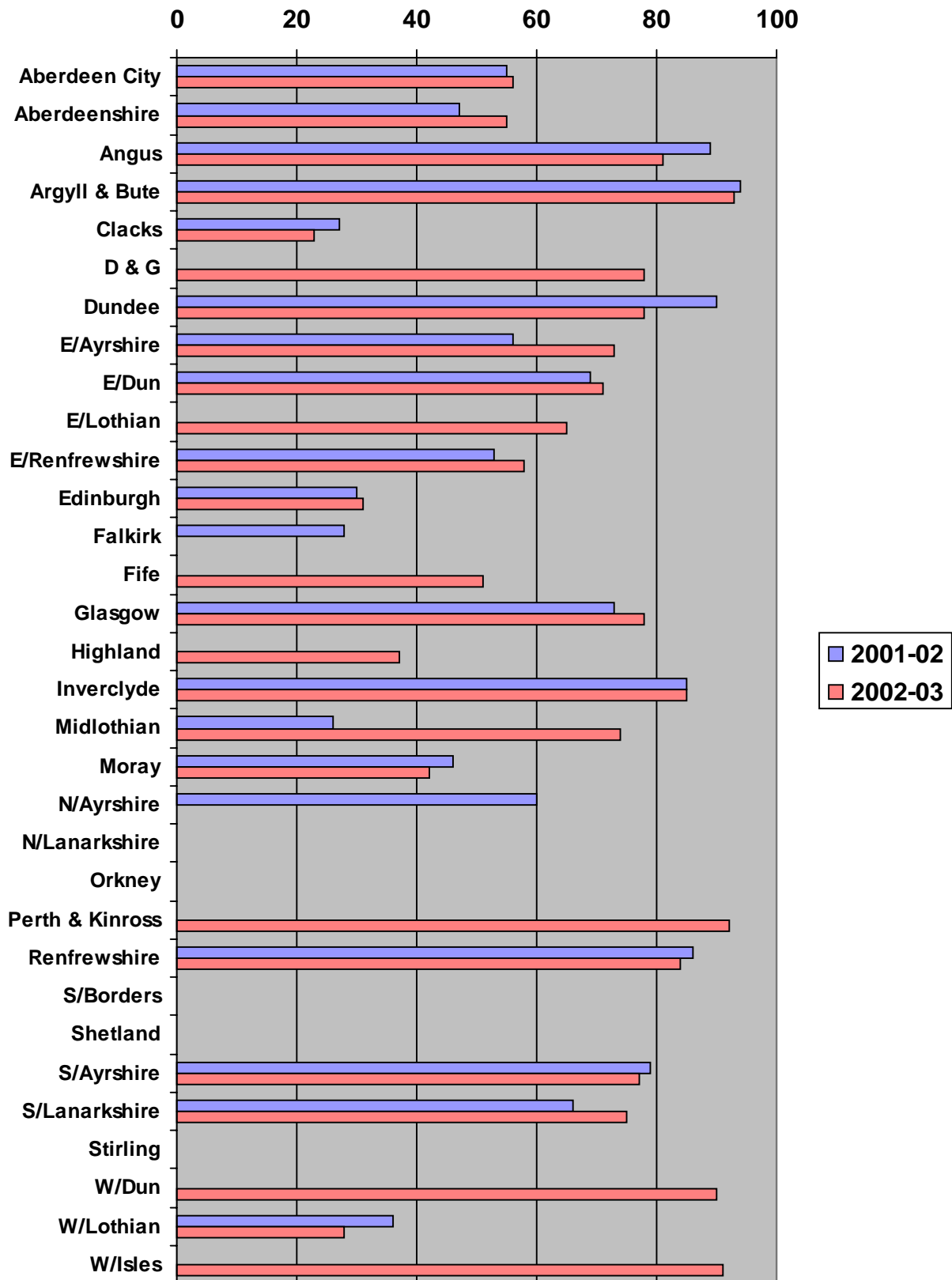
Standards achieved in 2002-03 are marked in red.

*Indicates where authority has stated standard achieved in 2002-03, but no figures supplied.

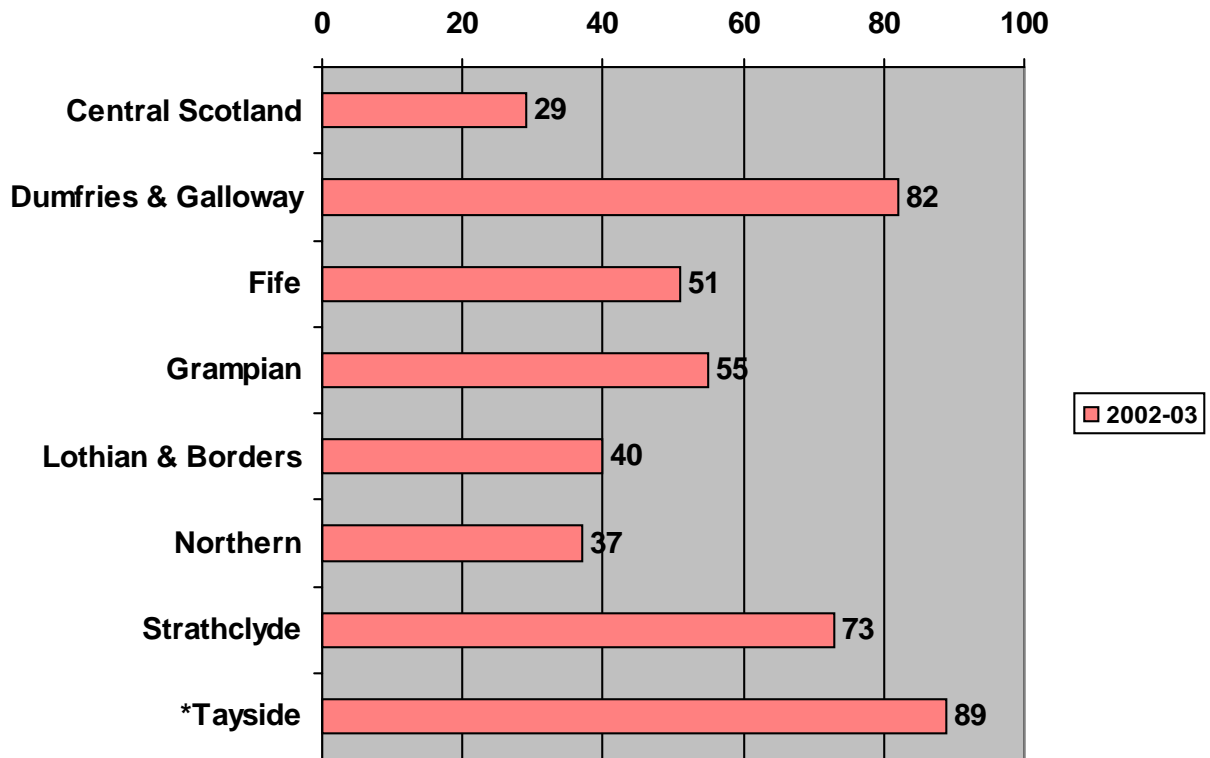
LARG RETURNS –2002-03

<u>STANDARD 1</u>		Lead agency – Police			
OBJECTIVE	-	The police will deliver reports on alleged offences by children to the Reporter with the minimum of delay			
STANDARD	-	Reports to be delivered to the Reporter within 14 calendar days* of caution and charge			
TARGET	-	80% of reports to be delivered within 14 calendar days			
Data source		Police statistics			
<i>Local Authority</i>	Total Number	Achieved 2001-02	Number Achieved	Achieved 2002-03	Other Comments
<i>Aberdeen City</i>		55%		56%	
<i>Aberdeenshire</i>		47%		55%	
<i>Angus</i>	878	89%	-	81%	
<i>Argyll & Bute</i>		94%		93%	
<i>Clackmannanshire</i>	329	27%	76	23%	
<i>Dumfries and Galloway</i>		-		78%	
<i>Dundee</i>	1436	90%	1224	85%	
<i>East Ayrshire</i>	783	56%	621	73%	
<i>East Dunbartonshire</i>		69%		71%	
<i>East Lothian</i>				65.5%	
<i>East Renfrewshire</i>	180	53%	105	58%	
<i>Edinburgh</i>		30%		31%	
<i>Falkirk</i>		28%		-	
<i>Fife</i>				51.4%	
<i>Glasgow</i>		73%		78%	
<i>Highland</i>				37%	
<i>Inverclyde</i>		85%		85%	
<i>Midlothian</i>		26.4%		74%	
<i>Moray</i>	345	46%		42%	
<i>North Ayrshire</i>		60.5%	-	-	
<i>North Lanarkshire</i>	1775		-	-	
<i>Orkney</i>			-	-	
<i>Perth & Kinross</i>	534			92%	
<i>Renfrewshire</i>	1655	86%	1395	84%	
<i>Scottish Borders</i>				-	
<i>Shetland</i>	-	-	-	-	
<i>South Ayrshire</i>		79%		77%	
<i>South Lanarkshire</i>	1736	66%	1300	75%	
<i>Stirling</i>			-	-	
<i>West Dunbartonshire</i>	929	-	838	90%	
<i>West Lothian</i>	512	36%		28%	
<i>Western Isles</i>	187	-		91%	

Standard 1- 80% of Police Reports delivered to Reporter within 14 Calendar days



ACPO(S) figures for Standard 1- 80% of Police Reports delivered to Reporter within 14 Calendar days



*The data shown for Tayside relates only to the areas covered by Central Division (Dundee City Council) and Western Division (Perth and Kinross Council) and does not include Eastern Division (Angus Council area). This is due to a system error and Tayside Constabulary are taking steps to overcome this problem.

STANDARD 2

Lead agency – Social Work Departments

OBJECTIVE - Referral of a child from a case conference, together with supporting data, will be made by the nominated person as soon as possible

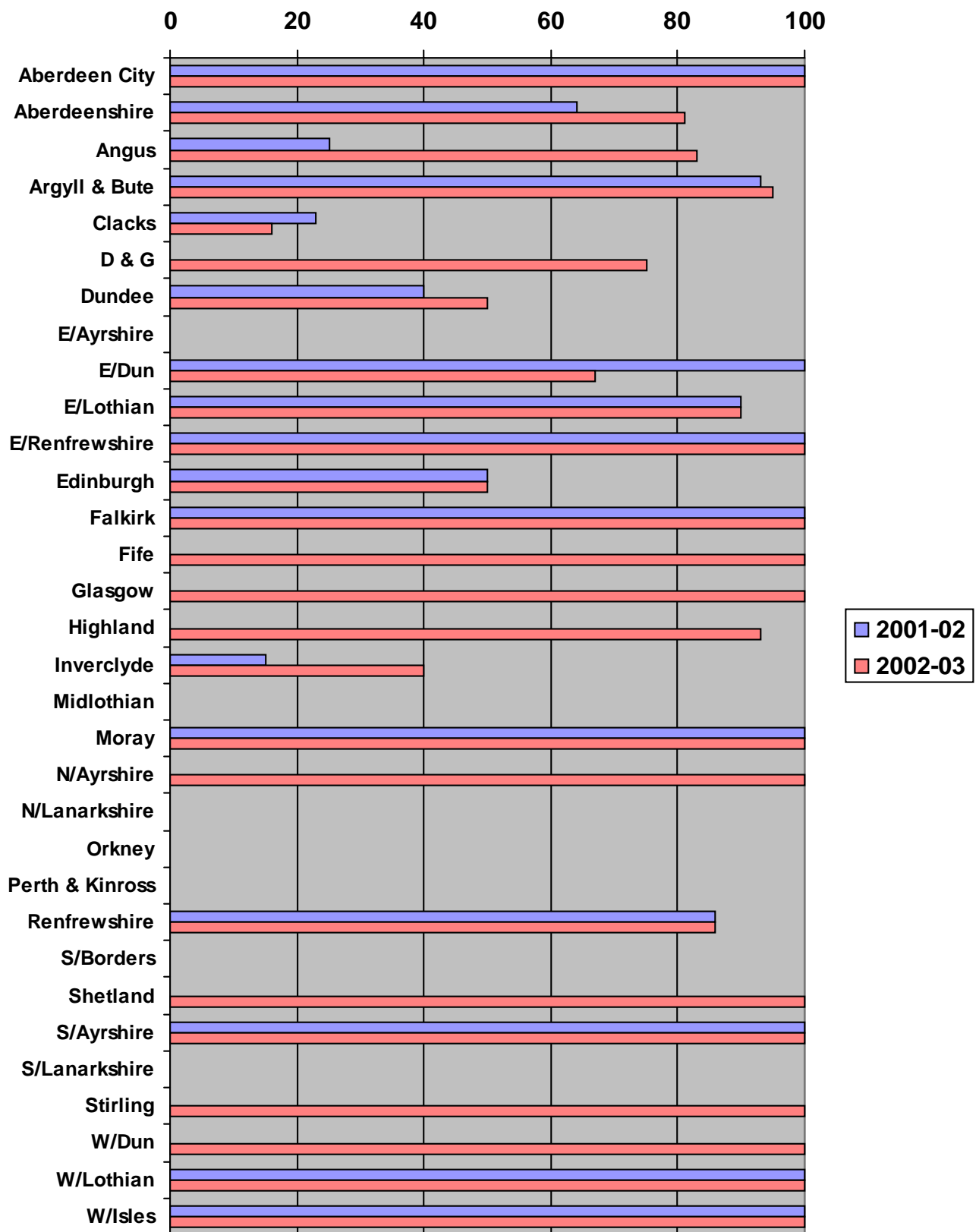
STANDARD - Referrals will be made within 5 working days of the case conference

TARGET - 100% of referrals will be made within 5 working days of the case conference

Data source SWD statistics not yet nationally collated. Figures from LARGs

<i>Local Authority</i>	Total Number	Achieved 2001-02	Number Achieved	Achieved 2002-03	Time Period- Other Comments
<i>Aberdeen City</i>		100%		100%	
<i>Aberdeenshire</i>		64%		81%	
<i>Angus</i>	53	25%	-	83%	
<i>Argyll & Bute</i>	59	93%	56	95%	
<i>Clackmannanshire</i>	25	23%	4	16%	
<i>Dumfries and Galloway</i>		-		75%	
<i>Dundee</i>	12	40%	6	50%	
<i>East Ayrshire</i>	-	-	-	-	
<i>East Dunbartonshire</i>		100%		67%	
<i>East Lothian</i>		90%		90%	
<i>East Renfrewshire</i>	12	100%	12	100%	
<i>Edinburgh</i>		50%		50%	
<i>Falkirk</i>	5	100%	5	100%	
<i>Fife</i>				100%	
<i>Glasgow</i>				100%	
<i>Highland</i>				93%	
<i>Inverclyde</i>		15%		40%	
<i>Midlothian</i>				-	
<i>Moray</i>	41	100%		100%	
<i>North Ayrshire</i>	11	-	11	100%	
<i>North Lanarkshire</i>			-	-	
<i>Orkney</i>			-	-	
<i>Perth & Kinross</i>	13			0%	
<i>Renfrewshire</i>	131	86%	113	86%	
<i>Scottish Borders</i>				-	
<i>Shetland</i>	-	-	-	100%	
<i>South Ayrshire</i>		100%		100%	
<i>South Lanarkshire</i>		-	-	-	
<i>Stirling</i>				100%	
<i>West Dunbartonshire</i>	27	-	27	100%	
<i>West Lothian</i>		100%		100%	
<i>Western Isles</i>		100%		100%	

Standard 2- 100% of Referrals to be made within 5 working days of Case Conference



STANDARD 3

Lead agency – SWD

OBJECTIVE - Social Work Departments will submit reports on time

STANDARD - All reports will be submitted within 20 working days of the date of request

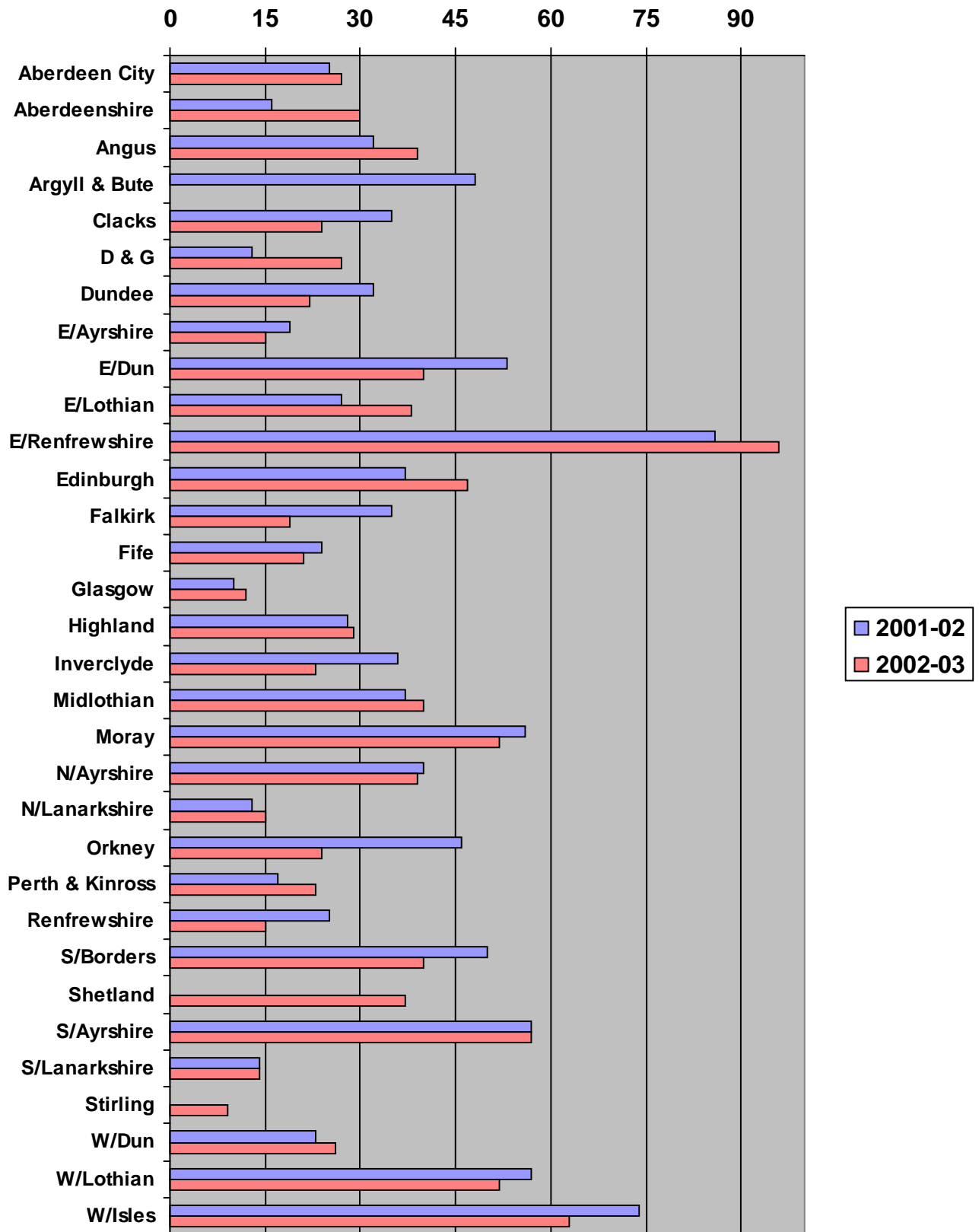
TARGET - 75% of reports will be submitted within 20 working days of the date of request

Data source SCRA Statistics

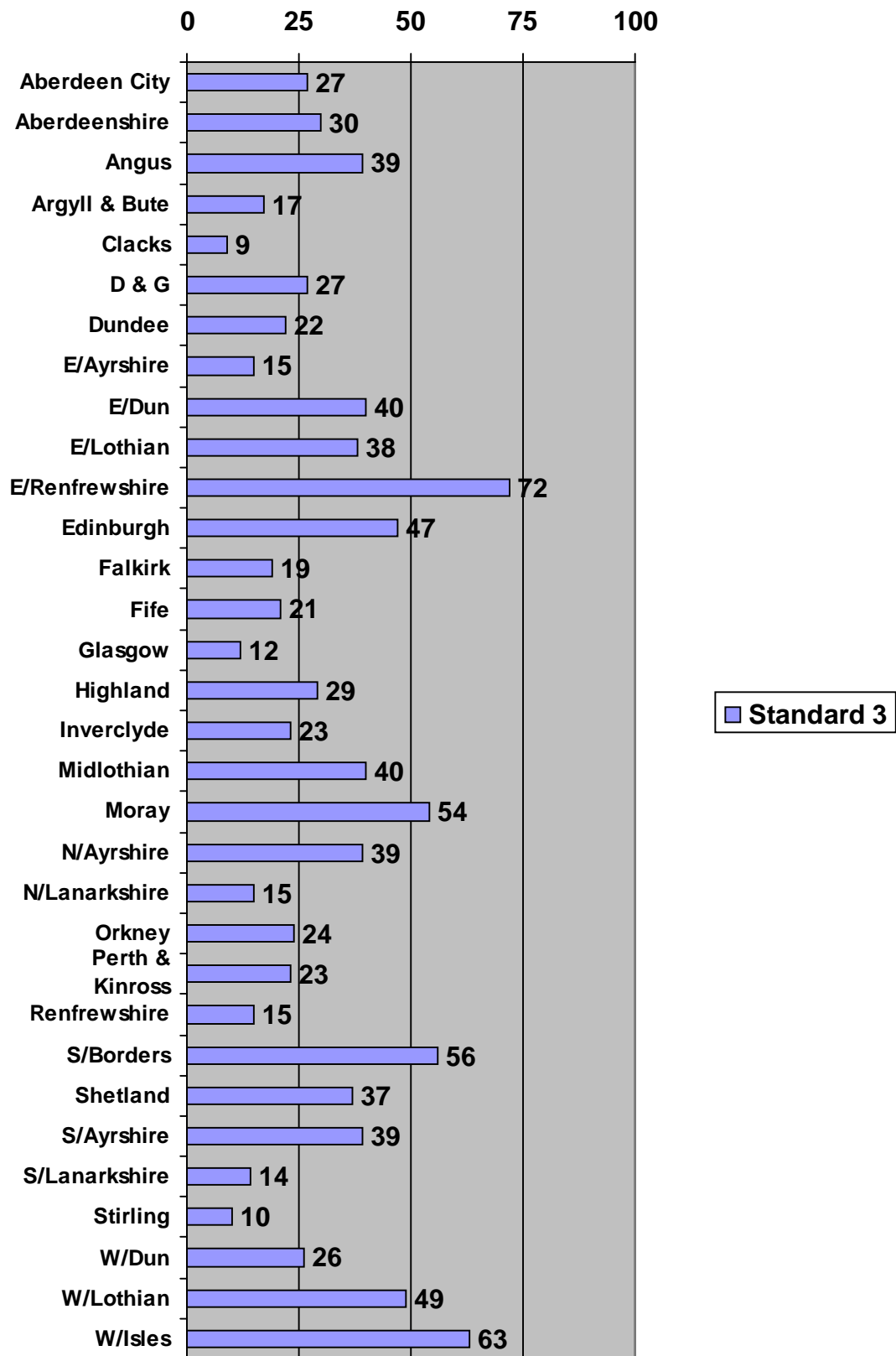
<i>Local Authority</i>	Total Number	Achieved 2001-02	Number Achieved	Achieved 2002-03	Comments
<i>Aberdeen City</i>		25%	172	27%	
<i>Aberdeenshire</i>		16%		30%	
<i>Angus</i>	336	32%	-	39%	
<i>Argyll & Bute</i>		48%	-	17%	*
<i>Clackmannanshire</i>	665	35%	162	9%	*
<i>Dumfries and Galloway</i>		13%		27%	
<i>Dundee</i>	-	32%	203	22%	
<i>East Ayrshire</i>	607	19%	92	15%	
<i>East Dunbartonshire</i>		53%	-	40%	
<i>East Lothian</i>		27%		38%	
<i>East Renfrewshire</i>	249	86%	239	72%	*
<i>Edinburgh</i>		37%		47%	
<i>Falkirk</i>	657	35%		19%	
<i>Fife</i>		24%		21%	
<i>Glasgow</i>		10%		12%	
<i>Highland</i>		28%		29%	
<i>Inverclyde</i>		36%		23%	
<i>Midlothian</i>		37%		40%	
<i>Moray</i>	166	56%		54%	*
<i>North Ayrshire</i>	1037	40%	400	39%	
<i>North Lanarkshire</i>	1014	13%	148	15%	
<i>Orkney</i>	41	46%	10	24%	
<i>Perth & Kinross</i>		17%		23%	
<i>Renfrewshire</i>	663	25%	101	15%	
<i>Scottish Borders</i>		50%		56%	*
<i>Shetland</i>	-	-	-	37%	
<i>South Ayrshire</i>		57%	-	39%	*
<i>South Lanarkshire</i>	777	14%	110	14%	
<i>Stirling</i>				10%	*
<i>W/Dunbartonshire</i>	560	23%	148	26%	
<i>West Lothian</i>		57%		49%	*
<i>Western Isles</i>		74%		63%	

*Some authorities reported a variance in performance from those supplied by the RAD system shown here, and may have employed different counting methods

Standard 3- 75% of Social Work Reports submitted within 20 working days

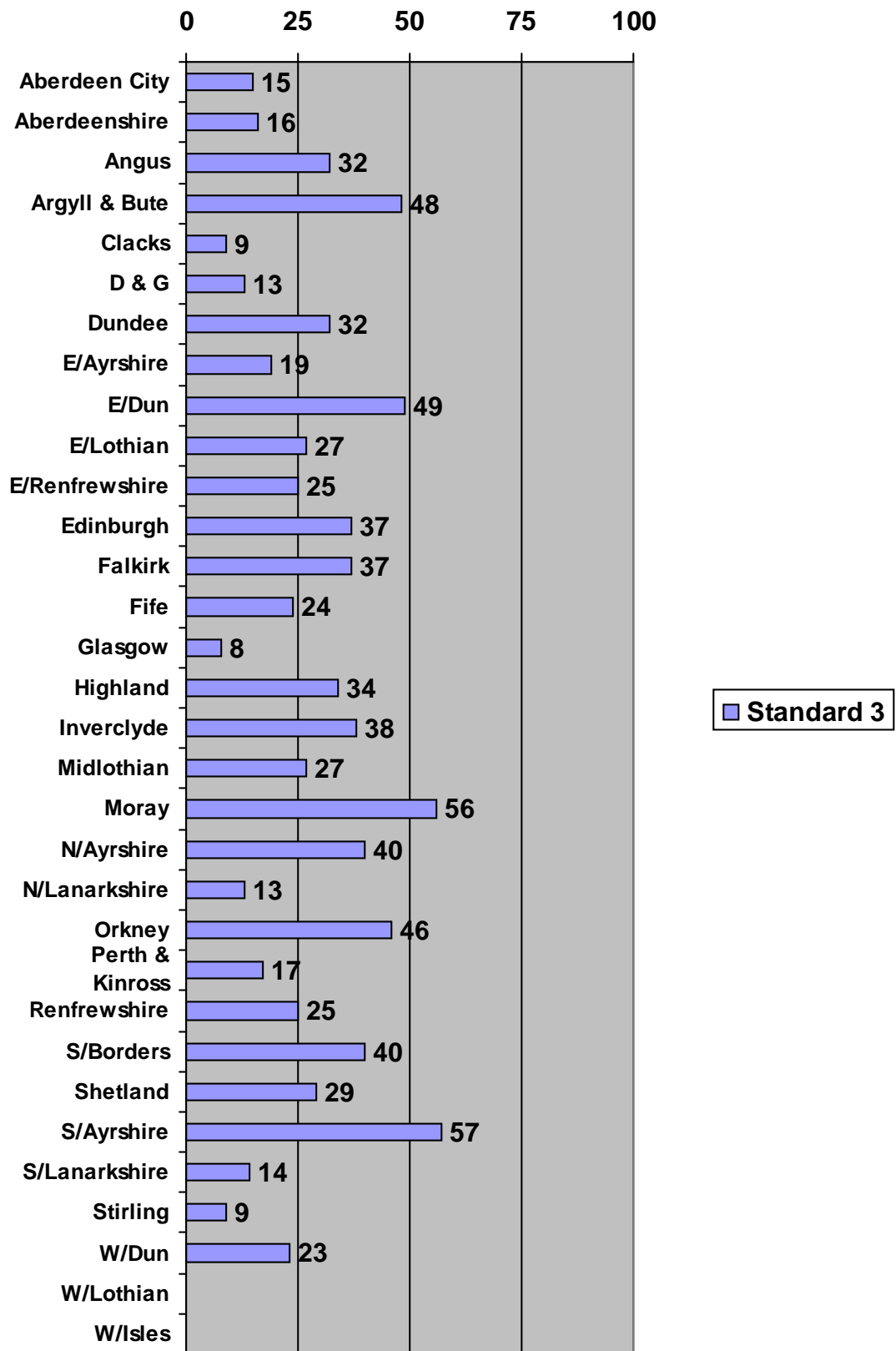


SCRA RAD 2002-03 Performance Figures for Standard 3 - 75% of Social Work Reports submitted within 20 working days



Scotland Average – 26%

SCRA RAD 2001-02 Performance Figures for Standard 3 - 75% of Social Work Reports submitted within 20 working days



STANDARD 4

Lead agency – SCRA

OBJECTIVE - The Reporter will make a decision about a referral with the minimum of delay

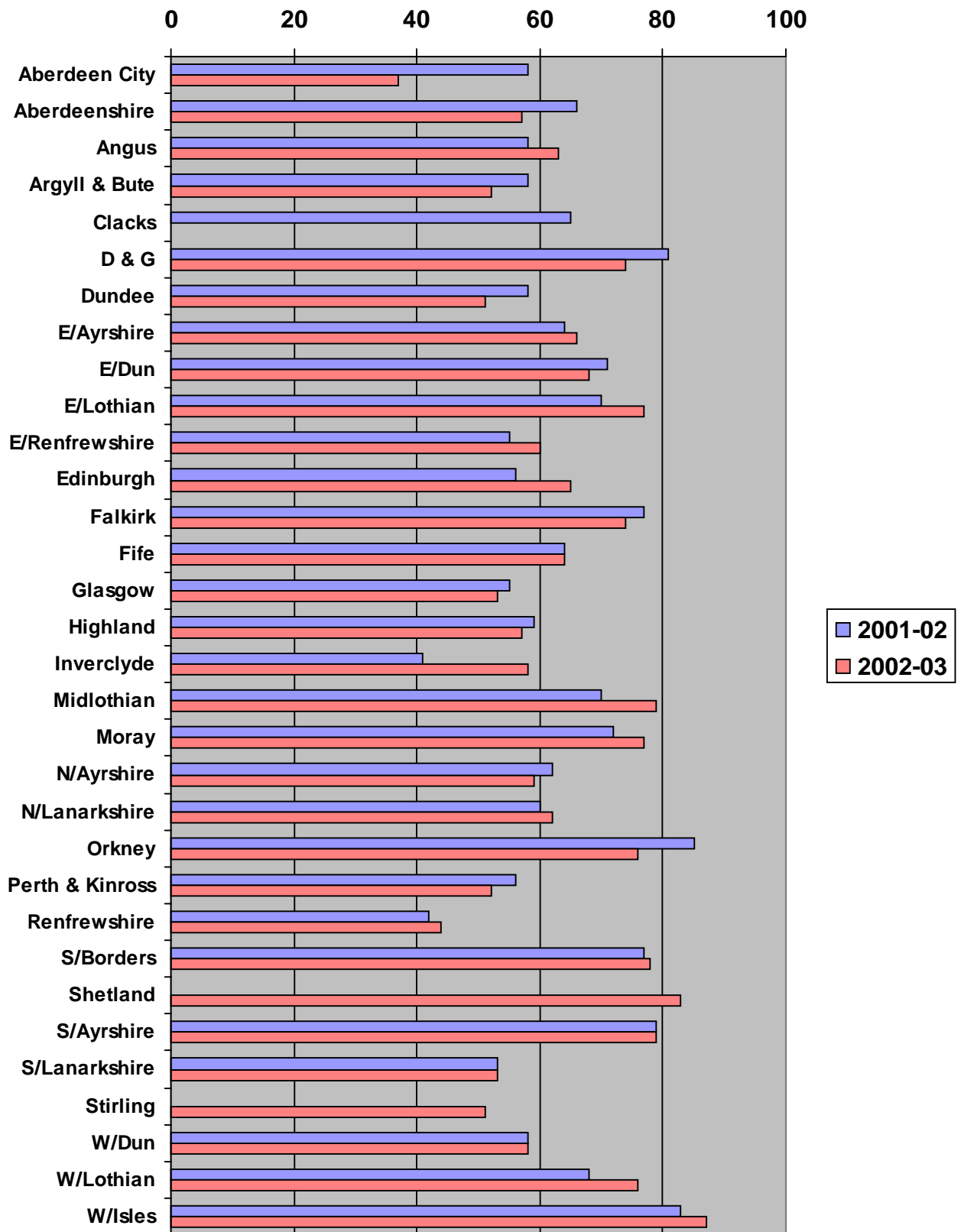
STANDARD - The Reporter will make a decision about a referral within 10 weeks (50 working days) of receipt

TARGET - 60% of decisions will be made within 50 working days of receipt of referral

Data source SCRA statistics

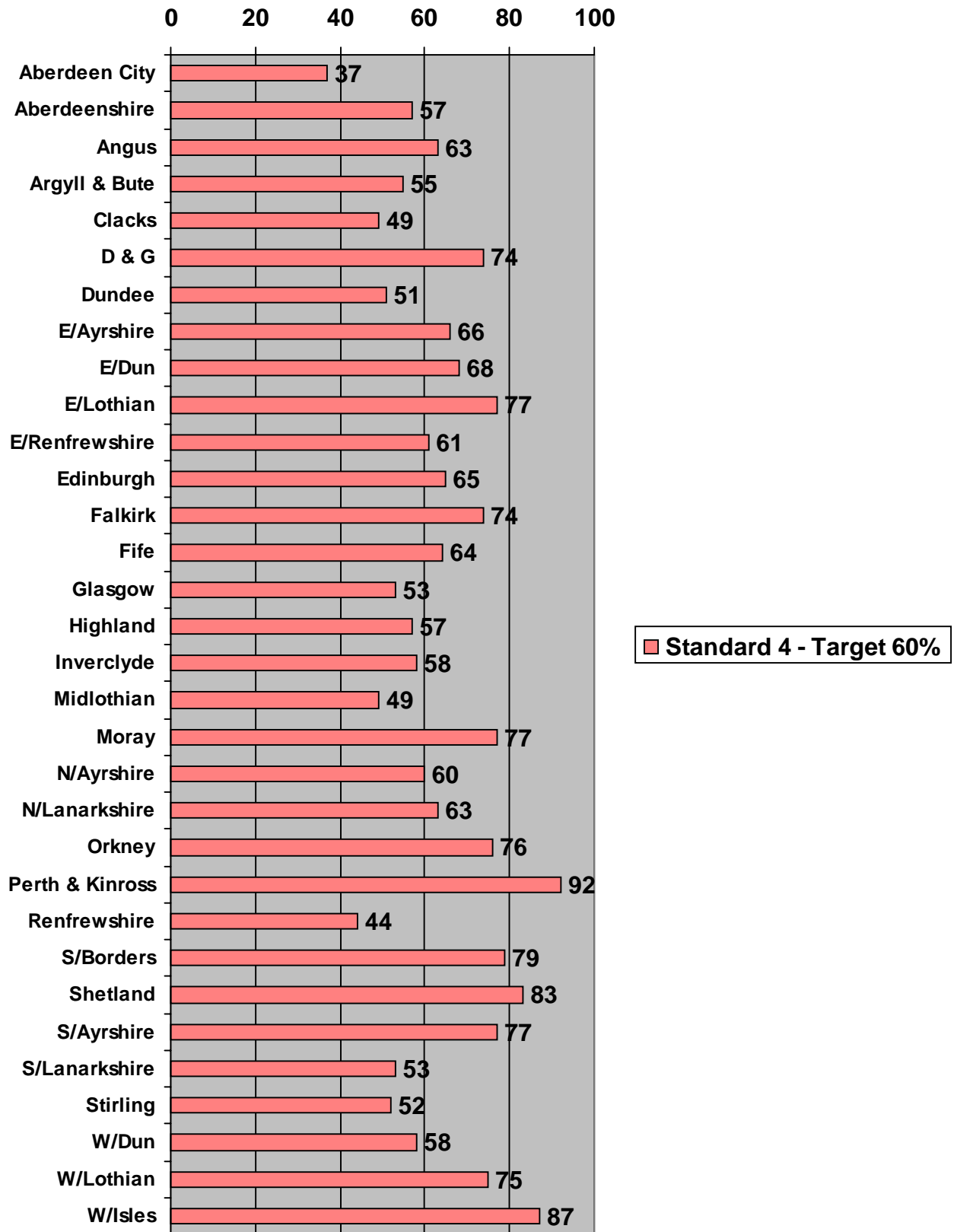
<i>Local Authority</i>	Total Number	Achieved 2001-02	Number Achieved	Achieved 2002-03	Comments
<i>Aberdeen City</i>	1787	58%	659	37%	
<i>Aberdeenshire</i>		66%		57%	
<i>Angus</i>	920	58%		63%	
<i>Argyll & Bute</i>		58%		52%	
<i>Clackmannanshire</i>		65%			
<i>Dumfries and Galloway</i>		81%		74%	
<i>Dundee</i>	-	58%	1598	51%	
<i>East Ayrshire</i>	1780	64%	1167	66%	
<i>East Dunbartonshire</i>		71%		68%	
<i>East Lothian</i>		70.01%		77%	
<i>East Renfrewshire</i>	524	55%	312	60%	
<i>Edinburgh</i>		56.5%		65%	
<i>Falkirk</i>	2647	77%		74%	
<i>Fife</i>		64%		64%	
<i>Glasgow</i>		55%		53%	
<i>Highland</i>		59%		57%	
<i>Inverclyde</i>		41%		58%	
<i>Midlothian</i>		70%		79%	
<i>Moray</i>	428	72%		77%	
<i>North Ayrshire</i>	2761	62%	1642	59%	
<i>North Lanarkshire</i>	3696	60%	2333	62%	
<i>Orkney</i>		85%		76%	
<i>Perth & Kinross</i>		56%		52%	
<i>Renfrewshire</i>	2540	42%	1130	44%	
<i>Scottish Borders</i>				78%	
<i>Shetland</i>	-	-	-	83%	SCRA Figures
<i>South Ayrshire</i>		79%		79%	
<i>South Lanarkshire</i>	1629	53%	861	53%	
<i>Stirling</i>		-		51%	
<i>W/Dunbartonshire</i>	2160	58%	1262	58%	
<i>West Lothian</i>		68%		76%	
<i>Western Isles</i>		83%		87%	

Standard 4- 60% of Reporter's decisions will be made within 10 weeks of receipt of referral

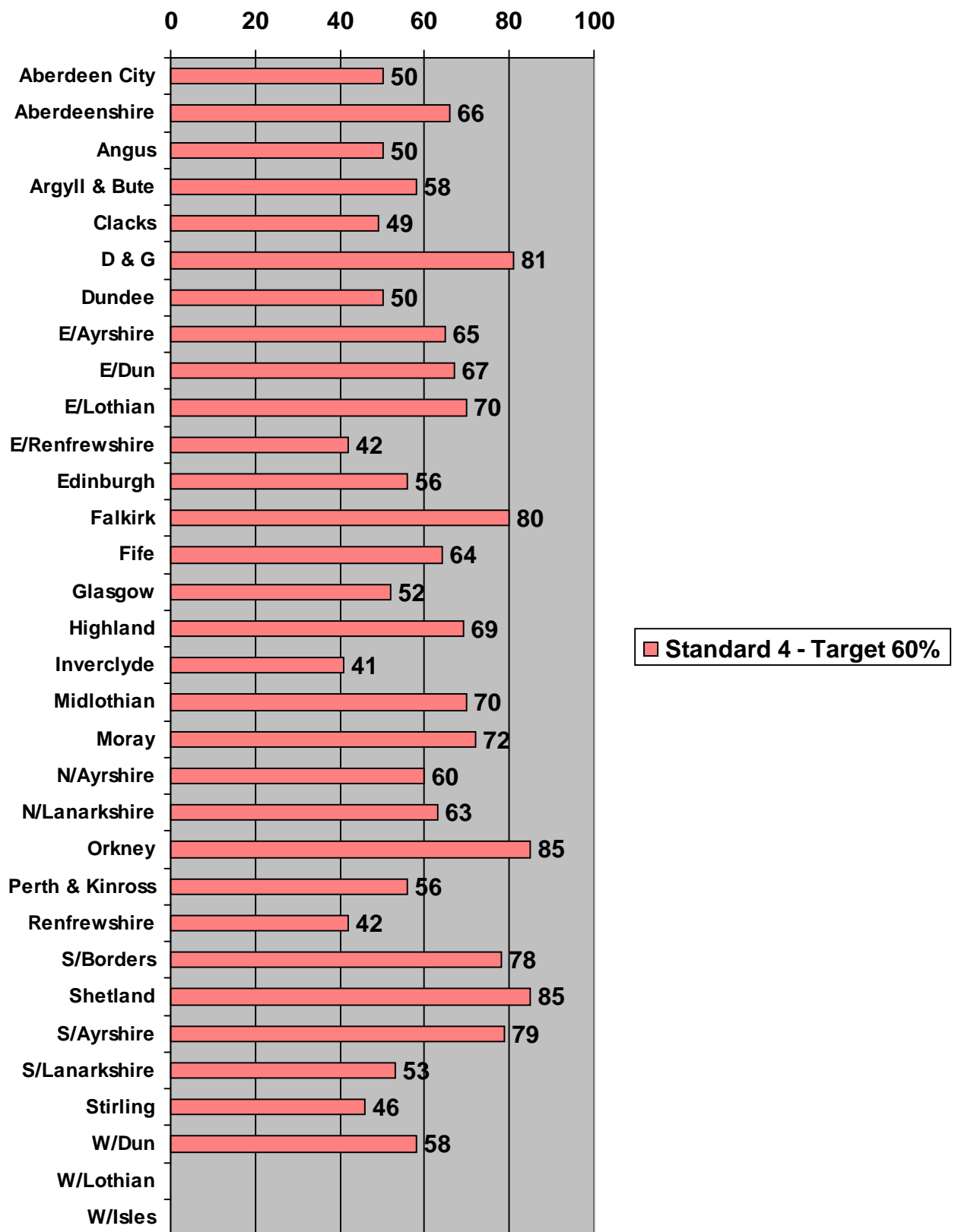


Scotland Average – 61%

SCRA RAD 2002-03 Performance Figures for Standard 4 - 60% of Reporter's decisions will be made within 10 weeks of receipt of referral



SCRA RAD 2001-02 Performance Figures for Standard 4 - 60% of Reporter's decisions will be made within 10 weeks of receipt of referral



STANDARD 5

Lead agency – SCRA

OBJECTIVE - Children and families will be informed of the Reporter’s decision on a referral as soon as possible

STANDARD - The reporter will inform the child and family of the outcome of a referral within 5 working days of making a decision

TARGET - In 60% of cases the reporter will inform the child and family of a decision on a referral within 5 working days

Data source SCRA statistics- through LARGs

<i>Local Authority</i>	Total Number	Achieved 2001-02	Number Achieved	Achieved 2002-03	Time Period / Comments
<i>Aberdeen City</i>		-	-	-	
<i>Aberdeenshire</i>				60%+	
<i>Angus</i>		-	-	-	
<i>Argyll & Bute</i>		-	-	-	
<i>Clackmannanshire</i>		-			
<i>Dumfries and Galloway</i>		-	-	-	
<i>Dundee</i>		-	-	-	
<i>East Ayrshire</i>		63%	-	-	
<i>East Dunbartonshire</i>		-	-	-	
<i>East Lothian</i>			-	-	
<i>East Renfrewshire</i>	471	80%	236	50%	
<i>Edinburgh</i>			-	-	
<i>Falkirk</i>	2647	100%	2647	100%	
<i>Fife</i>			-	-	
<i>Glasgow</i>			-	-	
<i>Highland</i>	-	-	-	-	
<i>Inverclyde</i>		-	-	-	
<i>Midlothian</i>			-	-	
<i>Moray</i>		-	-	-	
<i>North Ayrshire</i>		-	-	-	
<i>North Lanarkshire</i>			-	-	
<i>Orkney</i>			-	-	
<i>Perth & Kinross</i>			-	-	
<i>Renfrewshire</i>	1410	90%	705	50%	
<i>Scottish Borders</i>	-	-	-	-	
<i>Shetland</i>	-	-	-	-	
<i>South Ayrshire</i>		44%		44%	
<i>South Lanarkshire</i>		-	-	-	
<i>Stirling</i>			-	-	
<i>West Dunbartonshire</i>			-	-	
<i>West Lothian</i>	-	-	-	-	
<i>Western Isles</i>	-	-	-	-	

STANDARD 6

Lead agency – SCRA

OBJECTIVE - Delay will be minimised between the reporter’s decision that a hearing is necessary and the hearing taking place

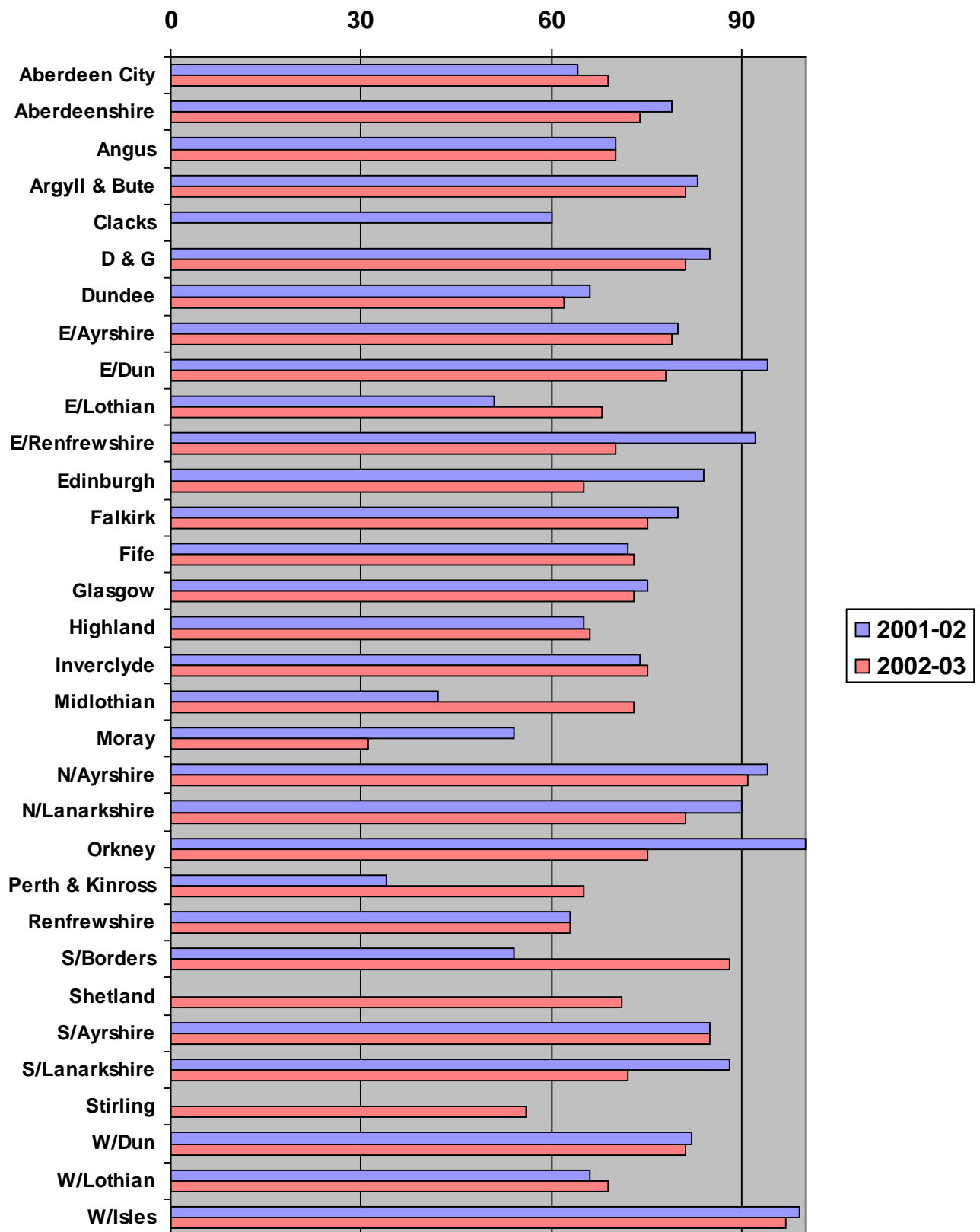
STANDARD - Hearings will be scheduled within a maximum of 20 working days of the reporter’s decision

TARGET - 90% of hearings will be scheduled within a maximum of 20 working days of the reporter’s decision

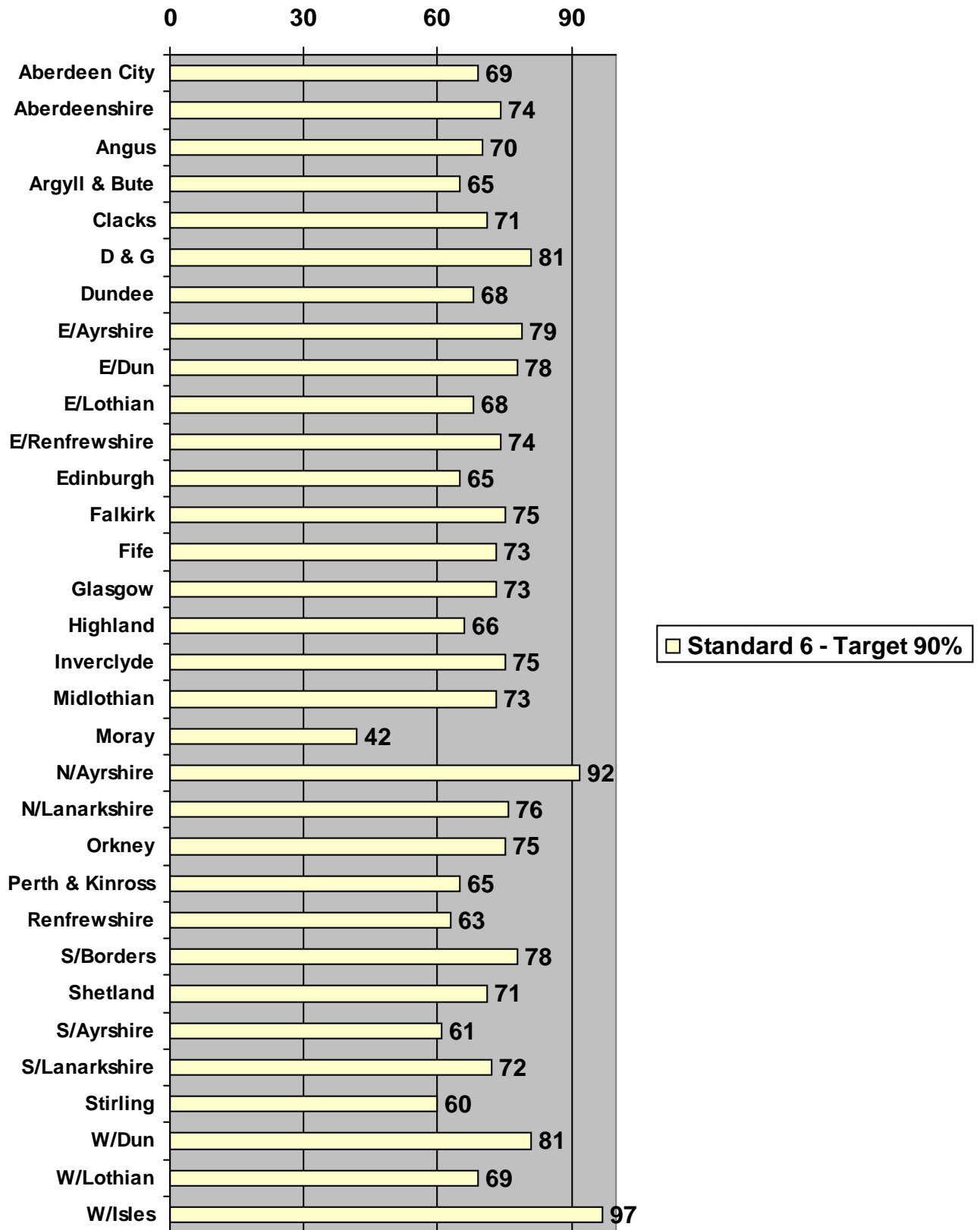
Data source SCRA Statistics – through LARGs

<i>Local Authority</i>	Total Number	Achieved 2001-02	Number Achieved	Achieved 2002-03	Time Period / Comments
<i>Aberdeen City</i>	412	64%	286	69%	
<i>Aberdeenshire</i>		79%		74%	
<i>Angus</i>	275	70%	-	70%	
<i>Argyll & Bute</i>		83%		81%	
<i>Clackmannanshire</i>		60%			
<i>Dumfries and Galloway</i>		85%		81%	
<i>Dundee</i>		66%	491	62%	
<i>East Ayrshire</i>	448	80%	352	79%	
<i>East Dunbartonshire</i>		94%		78%	
<i>East Lothian</i>		51%		68%	
<i>East Renfrewshire</i>	53	92%	37	70%	
<i>Edinburgh</i>		84%		65%	
<i>Falkirk</i>	260	80.5%		75%	
<i>Fife</i>		72%		73%	
<i>Glasgow</i>		75%		73%	
<i>Highland</i>		65%		66%	
<i>Inverclyde</i>		74%		75%	
<i>Midlothian</i>		42%		73%	
<i>Moray</i>	108	54%		31%	
<i>North Ayrshire</i>	846	94%	774	91%	
<i>North Lanarkshire</i>	471	90%	383	81%	
<i>Orkney</i>	8	100%	6	75%	
<i>Perth & Kinross</i>		34%		65%	
<i>Renfrewshire</i>	652	63%	414	63%	
<i>Scottish Borders</i>				88%	
<i>Shetland</i>	-	-	-	71%	SCRA Figures
<i>South Ayrshire</i>		85%		85%	
<i>South Lanarkshire</i>	538	88%	387	72%	
<i>Stirling</i>				56%	
<i>West Dunbartonshire</i>	554	82%	451	81%	
<i>West Lothian</i>	-	66%	-	69%	
<i>Western Isles</i>		99%		97%	

Standard 6- 90% of Hearings will be scheduled within 20 working days of Reporter's decision

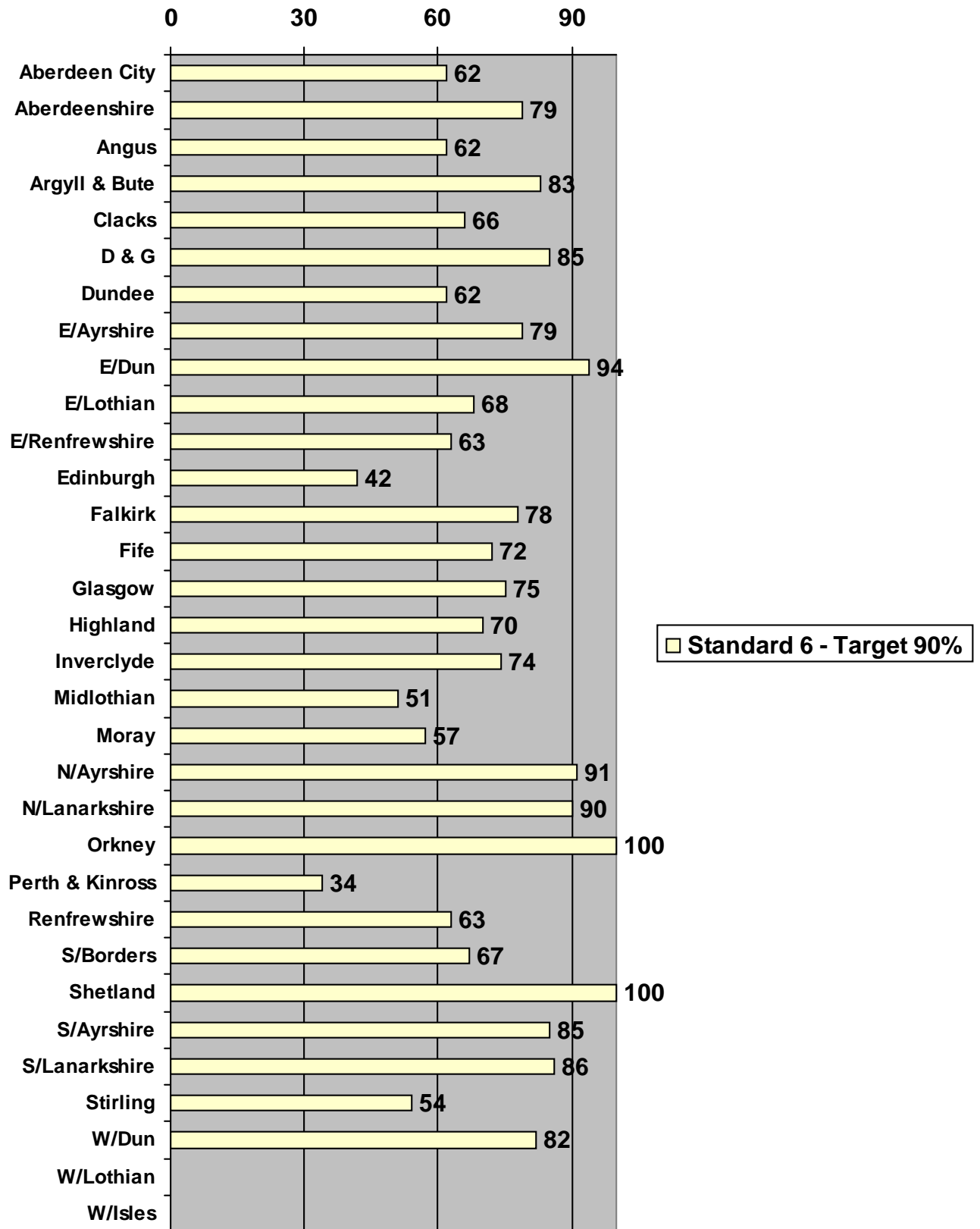


SCRA RAD 2002-03 Performance Figures for Standard 6 - 90% of Hearings will be scheduled within 20 working days of Reporter's decision



Scotland Average – 72%

SCRA RAD 2001-02 Performance Figures for Standard 6 - 90% of Hearings will be scheduled within 20 working days of Reporter's decision



STANDARD 7

Lead agency – SCRA

- OBJECTIVE** - Accommodation and facilities for families attending hearings should meet appropriate standards
- STANDARD** - Children’s hearings will be held in accommodation which meets SCRA’s minimum property standards
- TARGET** - 70% of children’s hearings will be held in accommodation which meets SCRA’s minimum property standards

Data source SCRA estates records and Health and Safety policy

<i>Local Authority</i>	Total Number	Achieved 2001-02	Number Achieved	Achieved 2002-03	Time Period / Comments
<i>Aberdeen City</i>		-	-	-	
<i>Aberdeenshire</i>		-		70%+	
<i>Angus</i>		-	-	-	
<i>Argyll & Bute</i>		-	-	-	
<i>Clackmannanshire</i>		-			
<i>Dumfries and Galloway</i>		-	-	-	
<i>Dundee</i>		-	-	-	
<i>East Ayrshire</i>		-	-	-	
<i>East Dunbartonshire</i>		100%	-	-	
<i>East Lothian</i>			-	-	
<i>East Renfrewshire</i>	150	60%	102	68%	
<i>Edinburgh</i>			-	70%+	
<i>Falkirk</i>		-	-	-	
<i>Fife</i>			-	-	
<i>Glasgow</i>			-	-	
<i>Highland</i>					
<i>Inverclyde</i>		-	-	-	
<i>Midlothian</i>			-	-	
<i>Moray</i>		-	-	-	
<i>North Ayrshire</i>		-	-	-	
<i>North Lanarkshire</i>			-	-	
<i>Orkney</i>			-	-	
<i>Perth & Kinross</i>			-	-	
<i>Renfrewshire</i>	1410	-	1340	95%	
<i>Scottish Borders</i>	-	-	-	-	
<i>Shetland</i>	-	-	-	-	
<i>South Ayrshire</i>		-	-	-	
<i>South Lanarkshire</i>		-	-	-	
<i>Stirling</i>			-	-	
<i>West Dunbartonshire</i>			-	-	
<i>West Lothian</i>	-	-	-	-	
<i>Western Isles</i>		100%		100%	

STANDARD 8

Lead agency – Interagency

OBJECTIVE - The number of hearings that are continued will be kept to a minimum

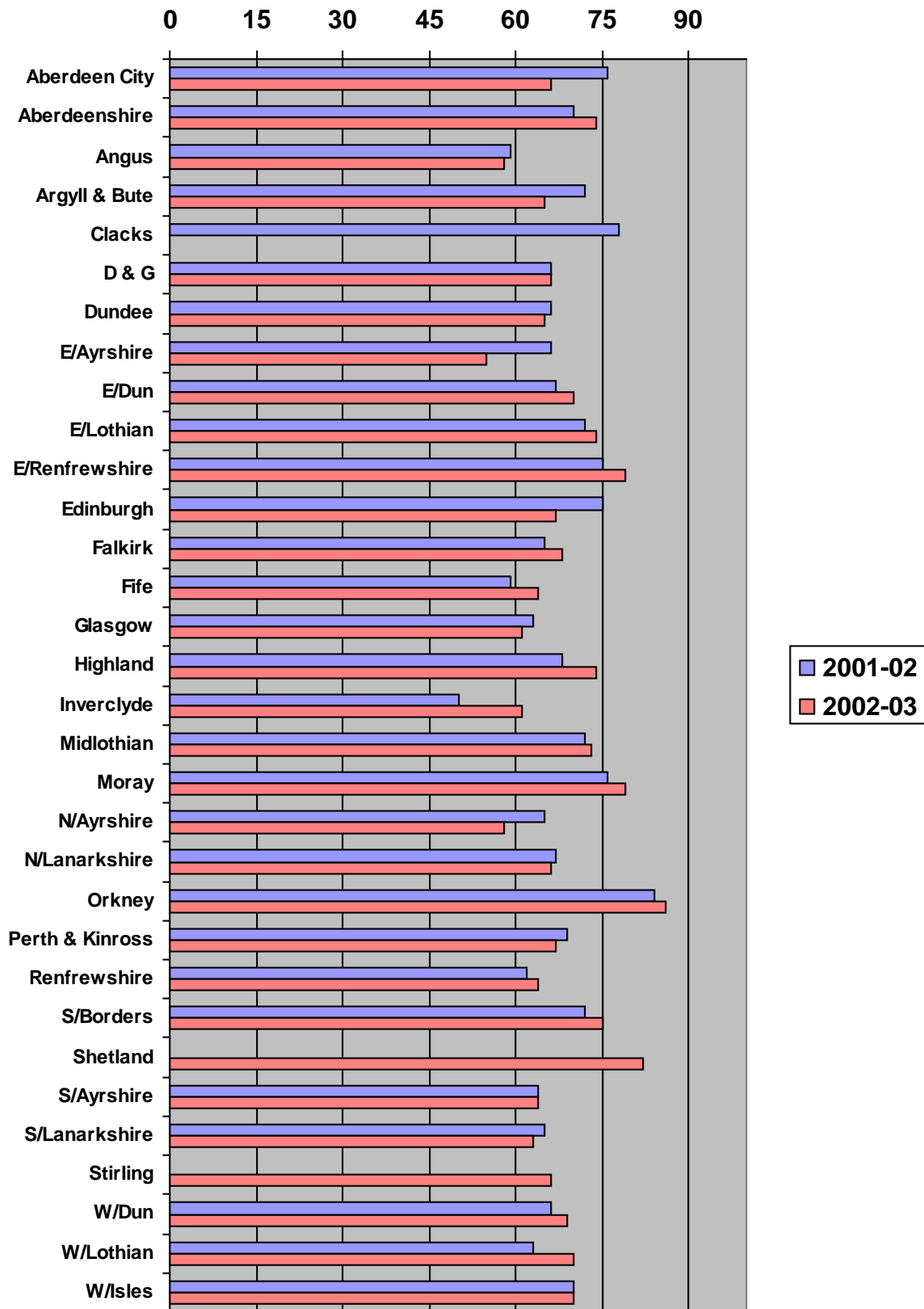
STANDARD - All relevant people, information and resources will be available to hearings to ensure that continuations are kept to a minimum

TARGET - 75% of hearings will proceed to disposal

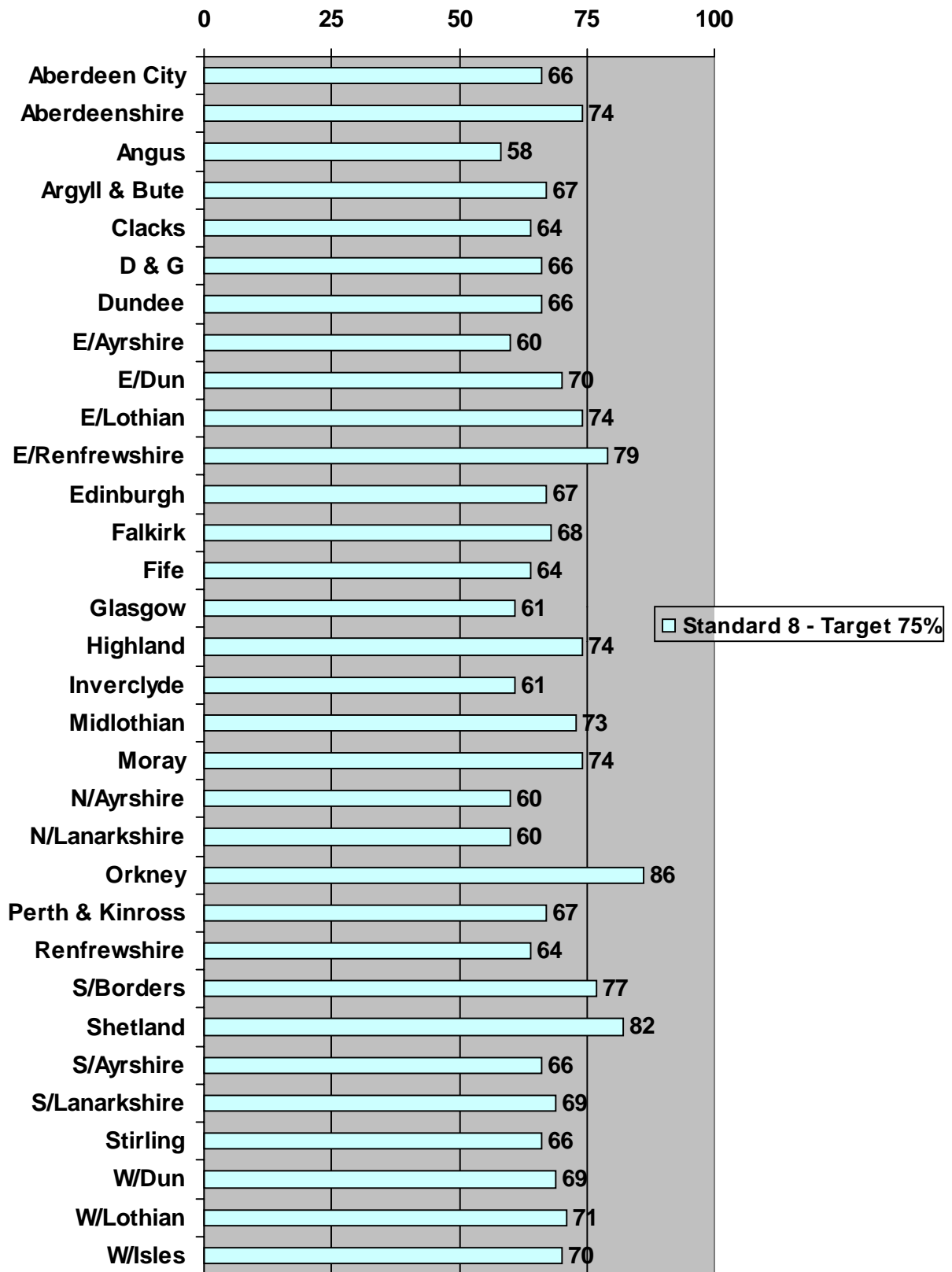
Data source SCRA statistics – through LARGs

<i>Local Authority</i>	Total Number	Achieved 2001-02	Number Achieved	Achieved 2002-03	Time Period / Comments
<i>Aberdeen City</i>	1194	76%	790	66%	
<i>Aberdeenshire</i>		70%		74%	
<i>Angus</i>	544	59%	-	58%	
<i>Argyll & Bute</i>		72%		65%	
<i>Clackmannanshire</i>		78%			
<i>Dumfries and Galloway</i>		66%		66%	
<i>Dundee</i>		66%	670	65%	
<i>East Ayrshire</i>	1263	66%	694	55%	
<i>East Dunbartonshire</i>		67%		70%	
<i>East Lothian</i>		72%		74%	
<i>East Renfrewshire</i>	150	75%	119	79%	
<i>Edinburgh</i>		75%		67%	
<i>Falkirk</i>	843	65%		68%	
<i>Fife</i>		59%		64%	
<i>Glasgow</i>		63%		61%	
<i>Highland</i>		68%		74%	
<i>Inverclyde</i>		50%		61%	
<i>Midlothian</i>		72%		73%	
<i>Moray</i>	195	76%		79%	
<i>North Ayrshire</i>	1307	65%	756	58%	
<i>North Lanarkshire</i>	913	67%	600	66%	
<i>Orkney</i>	56	84%	48	86%	
<i>Perth & Kinross</i>		69%		67%	
<i>Renfrewshire</i>	1410	62%	904	64%	
<i>Scottish Borders</i>				75%	
<i>Shetland</i>	-	-	-	82%	SCRA Figures
<i>South Ayrshire</i>		64%		64%	
<i>South Lanarkshire</i>	1474	65%	1015	63%	
<i>Stirling</i>				66%	
<i>W/ Dunbartonshire</i>	814	66%	558	69%	
<i>West Lothian</i>	-	63%	-	70%	
<i>Western Isles</i>	-	72%	-	70%	

Standard 8- 75% of Hearings to proceed to disposal

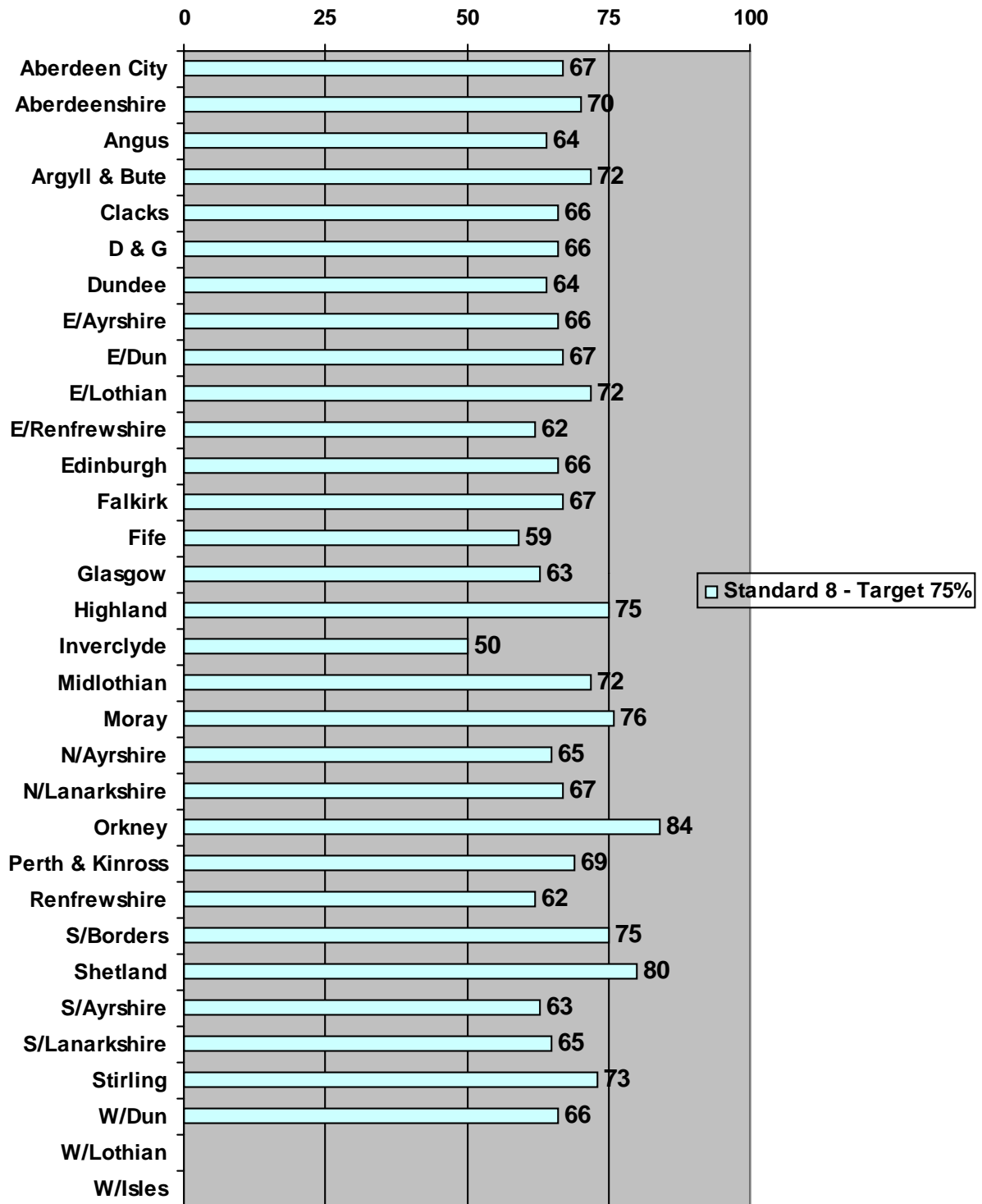


SCRA RAD 2002-03 Performance Figures for Standard 8 - 75% of Hearings to proceed to disposal



Scotland Average – 65%

SCRA RAD 2001-02 Performance Figures for Standard 8 - 75% of Hearings to proceed to disposal



STANDARD 9

Lead agency – Local Authority

OBJECTIVE - The appointment of a Safeguarder by a children’s hearing will be implemented without delay

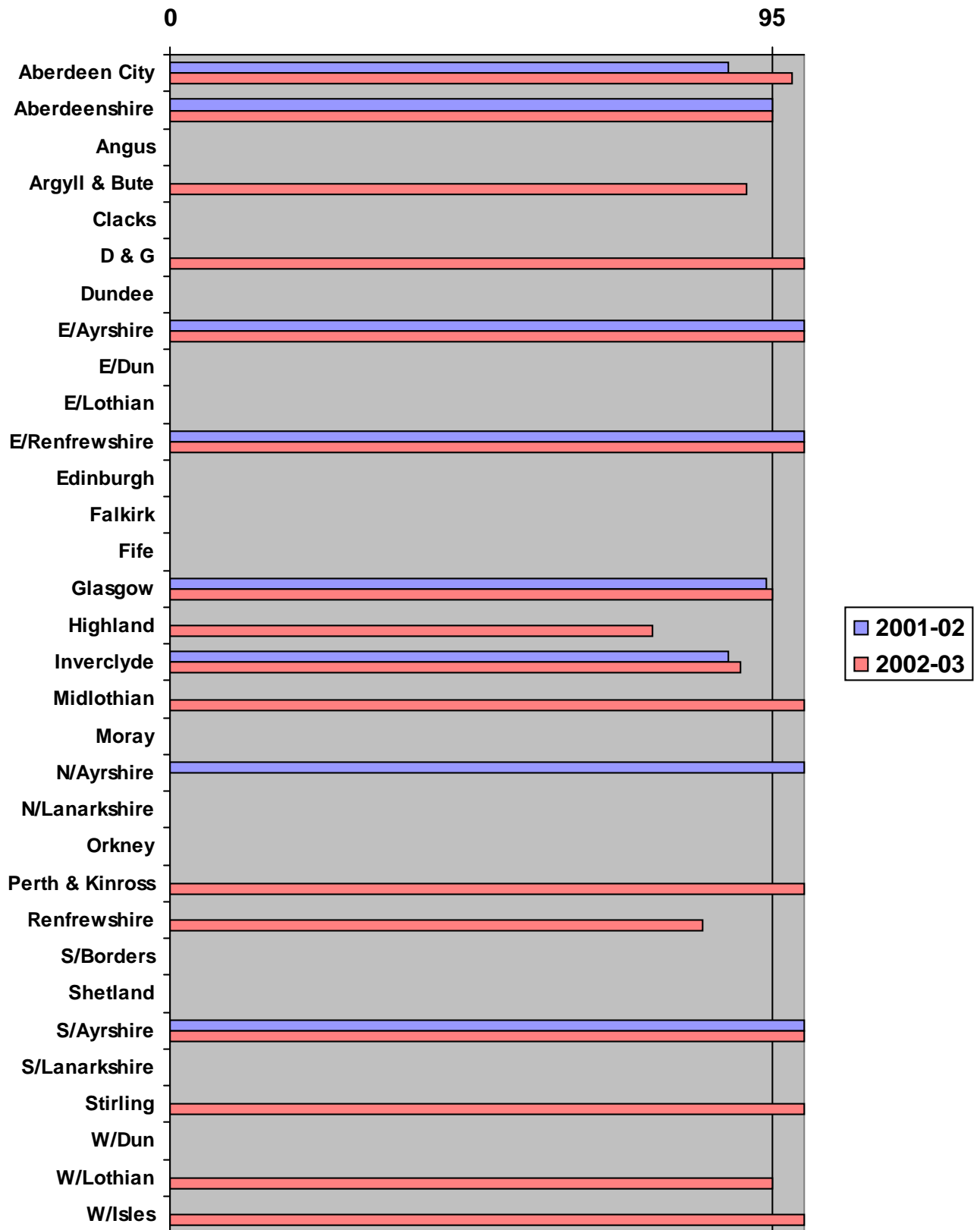
STANDARD - A named Safeguarder will be allocated to a case and the reporter notified within 2 working days of the hearing

TARGET - 95% of appointments to be implemented within 2 working days of the hearing

Data source LARG

<i>Local Authority</i>	Total Number	Achieved 2001-02	Number Achieved	Achieved 2002-03	Time Period / Comments
<i>Aberdeen City</i>		88%		98%	
<i>Aberdeenshire</i>		95%		95%	
<i>Angus</i>		-	-	-	
<i>Argyll & Bute</i>	22	-	20	91%	
<i>Clackmannanshire</i>		-			
<i>Dumfries and Galloway</i>		-		100%	
<i>Dundee</i>		-	-	-	
<i>East Ayrshire</i>	17	100%	17	100%	
<i>East Dunbartonshire</i>		-		-	
<i>East Lothian</i>			-	-	
<i>East Renfrewshire</i>	1	100%	1	100%	
<i>Edinburgh</i>			-	-	
<i>Falkirk</i>		-	-	-	
<i>Fife</i>			-	-	
<i>Glasgow</i>		94%		95%	
<i>Highland</i>				76%	
<i>Inverclyde</i>		88%		90%	
<i>Midlothian</i>				100%	
<i>Moray</i>		-	-	-	Likely met
<i>North Ayrshire</i>		100%	-	-	
<i>North Lanarkshire</i>			-	-	
<i>Orkney</i>			-	-	
<i>Perth & Kinross</i>				100%	
<i>Renfrewshire</i>	25	-	25	100%	
<i>Scottish Borders</i>	-	-	-	-	
<i>Shetland</i>	-	-	-	-	
<i>South Ayrshire</i>		100%		100%	
<i>South Lanarkshire</i>		-	-	-	
<i>Stirling</i>				100%	
<i>West Dunbartonshire</i>			-	-	
<i>West Lothian</i>	-	-	-	95%	Estimated
<i>Western Isles</i>	-	-	-	100%	

Standard 9- 95% of Safeguarder appointments implemented within 2 working days of the Hearing



STANDARD 10

Lead agency – SCRA

OBJECTIVE - Safeguarders will receive case papers with the minimum of delay

STANDARD - The reporter will send case papers to the Safeguarder within 3 working days of the reporter being advised of the allocation of the case

TARGET - 95% of case papers will be sent to the Safeguarder by the reporter within 3 working days of the reporter being advised of the allocation of the case

Data source SCRA statistics

<i>Local Authority</i>	Total Number	Achieved 2001-02	Number Achieved	Achieved 2002-03	Time Period / Comments
<i>Aberdeen City</i>		74%		86%	
<i>Aberdeenshire</i>		95%		95%	
<i>Angus</i>		-	-	-	
<i>Argyll & Bute</i>		-	-	-	
<i>Clackmannanshire</i>		-			
<i>Dumfries and Galloway</i>		-	-	-	
<i>Dundee</i>		-	-	-	
<i>East Ayrshire</i>		100%		100%	
<i>East Dunbartonshire</i>		-		-	
<i>East Lothian</i>			-	-	
<i>East Renfrewshire</i>	1	100%	1	100%	
<i>Edinburgh</i>			-	-	
<i>Falkirk</i>		-	-	-	
<i>Fife</i>			-	-	
<i>Glasgow</i>		71%		95%	
<i>Highland</i>					
<i>Inverclyde</i>		100%		100%	
<i>Midlothian</i>				-	
<i>Moray</i>		-	-	-	Likely met
<i>North Ayrshire</i>	17	100%	17	100%	
<i>North Lanarkshire</i>			-	-	
<i>Orkney</i>			-	-	
<i>Perth & Kinross</i>				100%	
<i>Renfrewshire</i>	25	-	25	100%	
<i>Scottish Borders</i>	-	-	-	-	
<i>Shetland</i>	-	-	-	-	
<i>South Ayrshire</i>		100%		100%	
<i>South Lanarkshire</i>		-	-	-	
<i>Stirling</i>				100%	
<i>West Dunbartonshire</i>			-	-	
<i>West Lothian</i>	-	-	-	-	
<i>Western Isles</i>	-	100%	-	-	

STANDARD 11

Lead agency – Safeguarders

OBJECTIVE - Safeguarders will submit their reports with the minimum of delay

STANDARD - Safeguarders' reports will be submitted within 20 working days of the issue of case papers

TARGET - 90% of reports by Safeguarders will be submitted within 20 working days of the issue of case papers

Data source SCRA statistics

<i>Local Authority</i>	Total Number	Achieved 2001-02	Number Achieved	Achieved 2002-03	Time Period / Comments
<i>Aberdeen City</i>		80%		46%	
<i>Aberdeenshire</i>		90%		90%	
<i>Angus</i>		-	-	-	
<i>Argyll & Bute</i>		-	-	-	
<i>Clackmannanshire</i>		-			
<i>Dumfries and Galloway</i>		-	-	-	
<i>Dundee</i>		-	-	-	
<i>East Ayrshire</i>	17	-	15	88%	
<i>East Dunbartonshire</i>		-	-	-	
<i>East Lothian</i>			-	-	
<i>East Renfrewshire</i>	1	88%	0	0%	
<i>Edinburgh</i>			-	-	
<i>Falkirk</i>		-	-	-	
<i>Fife</i>			-	-	
<i>Glasgow</i>			-	-	
<i>Highland</i>					
<i>Inverclyde</i>		-	-	-	
<i>Midlothian</i>			-	-	Likely met
<i>Moray</i>		-			
<i>North Ayrshire</i>	16	-	16	100%	
<i>North Lanarkshire</i>			-	-	
<i>Orkney</i>			-	-	
<i>Perth & Kinross</i>				100%	
<i>Renfrewshire</i>	25	-	22	88%	
<i>Scottish Borders</i>	-	-	-	-	
<i>Shetland</i>	-	-	-	-	
<i>South Ayrshire</i>		-	-	-	
<i>South Lanarkshire</i>		-	-	-	
<i>Stirling</i>			-	-	
<i>West Dunbartonshire</i>			-	-	
<i>West Lothian</i>	-	-	-	-	
<i>Western Isles</i>	-	95%	-	-	

STANDARD 12

Lead agency – NHS

- OBJECTIVE - Child and adolescent mental health professionals will submit reports for hearings with the minimum of delay
- STANDARD - They will submit reports within 8 weeks (40 working days) of the date of the request by a children's hearing
- TARGET - 75% of reports for children's hearings by child and adolescent mental health professionals in each Health Board will be submitted within 8 weeks (40 working days) of the date of the request of the hearing

Data source SCRA statistics

<i>Local Authority</i>	Total Number	Target 2001-02	Number Achieved	Achieved 2002-03	Time Period / Comments
<i>Aberdeen City</i>		-	-	-	
<i>Aberdeenshire</i>		-	-	-	
<i>Angus</i>		-	-	-	
<i>Argyll & Bute</i>		-	-	-	
<i>Clackmannanshire</i>		-			
<i>Dumfries and Galloway</i>		-	-	-	
<i>Dundee</i>		-	-	-	
<i>East Ayrshire</i>		-	-	-	
<i>East Dunbartonshire</i>		0%	-	-	
<i>East Lothian</i>			-	-	
<i>East Renfrewshire</i>	0	-	0	-	
<i>Edinburgh</i>			-	-	
<i>Falkirk</i>		-	-	-	
<i>Fife</i>			-	-	
<i>Glasgow</i>			-	-	
<i>Highland</i>					
<i>Inverclyde</i>		-	-	-	
<i>Midlothian</i>			-	-	
<i>Moray</i>		-	-	-	Likely 100%
<i>North Ayrshire</i>		-	-	-	
<i>North Lanarkshire</i>			-	-	
<i>Orkney</i>			-	-	
<i>Perth & Kinross</i>			-	-	
<i>Renfrewshire</i>			-	-	
<i>Scottish Borders</i>	-	-	-	-	
<i>Shetland</i>	-	-	-	-	
<i>South Ayrshire</i>		-	-	-	
<i>South Lanarkshire</i>		-	-	-	
<i>Stirling</i>			-	-	
<i>West Dunbartonshire</i>			-	-	
<i>West Lothian</i>	-	-	-	-	
<i>Western Isles</i>	-	-	-	-	

STANDARD 13

Lead agency – Interagency

- OBJECTIVE** - To ensure that proof applications proceed at the first hearing
- STANDARD** - All relevant people, information and resources will be available to ensure that adjournments are kept to a minimum
- TARGET** - The number of cases, ready to proceed, adjourned because of lack of court time, should not exceed 5% of hearings set down
- Data source** SCS statistics

<i>Local Authority</i>	Total Number	Achieved 2001-02	Number Achieved	Achieved 2002-03	Time Period / Comments
<i>Aberdeen City</i>	nil	0%		0%	
<i>Aberdeenshire</i>	-	-	-	Achieved	
<i>Angus</i>		-	-	-	
<i>Argyll & Bute</i>		-	-	-	
<i>Clackmannanshire</i>		-			
<i>Dumfries and Galloway</i>		-	-	-	
<i>Dundee</i>		-	-	-	
<i>East Ayrshire</i>		-	-	-	
<i>East Dunbartonshire</i>		-		0.3%	
<i>East Lothian</i>			-	-	
<i>East Renfrewshire</i>	13	-	0	0%	
<i>Edinburgh</i>			-	-	
<i>Falkirk</i>		-	-	-	
<i>Fife</i>			-	-	
<i>Glasgow</i>			-	-	
<i>Highland</i>					
<i>Inverclyde</i>		-	-	-	
<i>Midlothian</i>			-	-	
<i>Moray</i>		-	-	-	
<i>North Ayrshire</i>	0	0%	0	0%	
<i>North Lanarkshire</i>			-	-	
<i>Orkney</i>			-	-	
<i>Perth & Kinross</i>			-	-	
<i>Renfrewshire</i>	139	-	127	8.6%	
<i>Scottish Borders</i>	-	-	-	-	
<i>Shetland</i>	-	-	-	-	
<i>South Ayrshire</i>		0%		0%	
<i>South Lanarkshire</i>		-	-	-	
<i>Stirling</i>			-	-	
<i>West Dunbartonshire</i>			-	-	
<i>West Lothian</i>	-	-	-	-	
<i>Western Isles</i>	-	-	-	0%	

STANDARD 14

Lead agency – SCRA

OBJECTIVE - Written notification of the outcome of a hearing will be sent to the child and family without delay

STANDARD - The child and family will be sent written notification of the outcome of a hearing within 5 working days of the hearing

TARGET - 60% of notifications will be sent within 5 working days of the hearing

Data source SCRA statistics

<i>Local Authority</i>	Total Number	Achieved 2001-02	Number Achieved	Achieved 2002-03	Time Period / Comments
<i>Aberdeen City</i>	-	-	-	-	
<i>Aberdeenshire</i>		60%		95%	
<i>Angus</i>		-	-	-	
<i>Argyll & Bute</i>		-	-	-	
<i>Clackmannanshire</i>		-			
<i>Dumfries and Galloway</i>		-	-	-	
<i>Dundee</i>		-	-	-	
<i>East Ayrshire</i>		62%	-	-	
<i>East Dunbartonshire</i>		-	-	-	
<i>East Lothian</i>			-	-	
<i>East Renfrewshire</i>	167	80%	134	80%	
<i>Edinburgh</i>			-	-	
<i>Falkirk</i>	843	100%		100%	
<i>Fife</i>			-	-	
<i>Glasgow</i>			-	-	
<i>Highland</i>					
<i>Inverclyde</i>		-	-	-	
<i>Midlothian</i>			-	-	
<i>Moray</i>		-	-	-	Likely met
<i>North Ayrshire</i>		-	-	-	
<i>North Lanarkshire</i>			-	-	
<i>Orkney</i>			-	-	
<i>Perth & Kinross</i>			-	-	
<i>Renfrewshire</i>	1410	-	987	70%	
<i>Scottish Borders</i>	-	-	-	-	
<i>Shetland</i>	-	-	-	-	
<i>South Ayrshire</i>		23%		23%	
<i>South Lanarkshire</i>		-	-	-	
<i>Stirling</i>				100%	
<i>West Dunbartonshire</i>			-	-	
<i>West Lothian</i>	-	-	-	-	
<i>Western Isles</i>	-	99%	-	-	

STANDARD 15

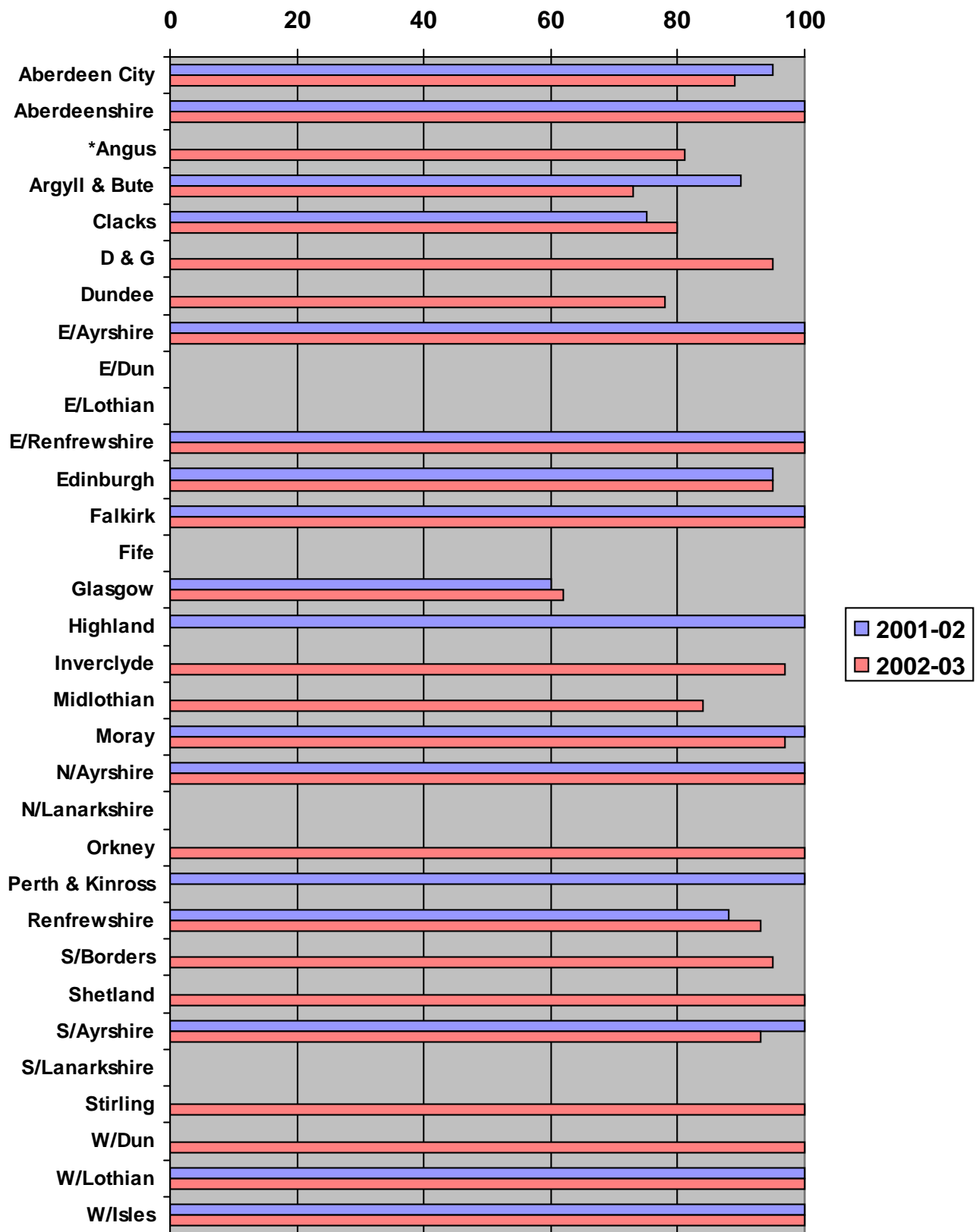
Lead agency – Local Authority

- OBJECTIVE** - The local authority will give effect to supervision requirements without delay
- STANDARD** - The local authority will give effect to supervision requirements with no condition of residence within 15 working days of date of issue by the children’s hearing
- TARGET** - 100% of supervision requirements with no condition of residence to be given effect within 15 working days of issue by the children’s hearing

Data source Local Authority Records

<i>Local Authority</i>	Total Number	Achieved 2001-02	Number Achieved	Achieved 2002-03	Comments
<i>Aberdeen City</i>		95%		89%	
<i>Aberdeenshire</i>		100%		100%	
<i>Angus</i>		-		81%	
<i>Argyll & Bute</i>	121	90%	88	73%	
<i>Clackmannanshire</i>		75%		80%	
<i>Dumfries and Galloway</i>		-		95%	
<i>Dundee</i>		-	-	-	
<i>East Ayrshire</i>		100%		100%	
<i>East Dunbartonshire</i>		-	-	-	
<i>East Lothian</i>			-	78%	
<i>East Renfrewshire</i>	14	100%	14	100%	
<i>Edinburgh</i>		95%		95%	Estimate based on number of unallocated SRs
<i>Falkirk</i>	109	100%	109	100%	
<i>Fife</i>			-	-	
<i>Glasgow</i>		60%		62%	
<i>Highland</i>		100%			
<i>Inverclyde</i>		-		97%	
<i>Midlothian</i>				84%	
<i>Moray</i>	66	100%		97%	
<i>North Ayrshire</i>	122	100%	122	100%	
<i>North Lanarkshire</i>			-	-	
<i>Orkney</i>	6		6	100%	
<i>Perth & Kinross</i>		100%	-	-	
<i>Renfrewshire</i>	121	88%	113	93%	
<i>Scottish Borders</i>				95%	
<i>Shetland</i>	-	-	-	100%	
<i>South Ayrshire</i>		100%		93%	
<i>South Lanarkshire</i>		-	-	-	
<i>Stirling</i>				100%	
<i>West Dunbartonshire</i>	57	-	57	100%	
<i>West Lothian</i>	-	100%	-	100%	
<i>Western Isles</i>	-	100%	-	100%	

Standard 15- 100% of SRs with no condition of residence will be given effect within 15 working days of issue by the Hearing



*figures for Angus in 2002-03 represent 6 months only – Sept 02-March 03 due to problems with data collection