



# Statistical Bulletin

## Criminal Justice Series

CrJ/2002/5

Published September 2002

Price £2.00

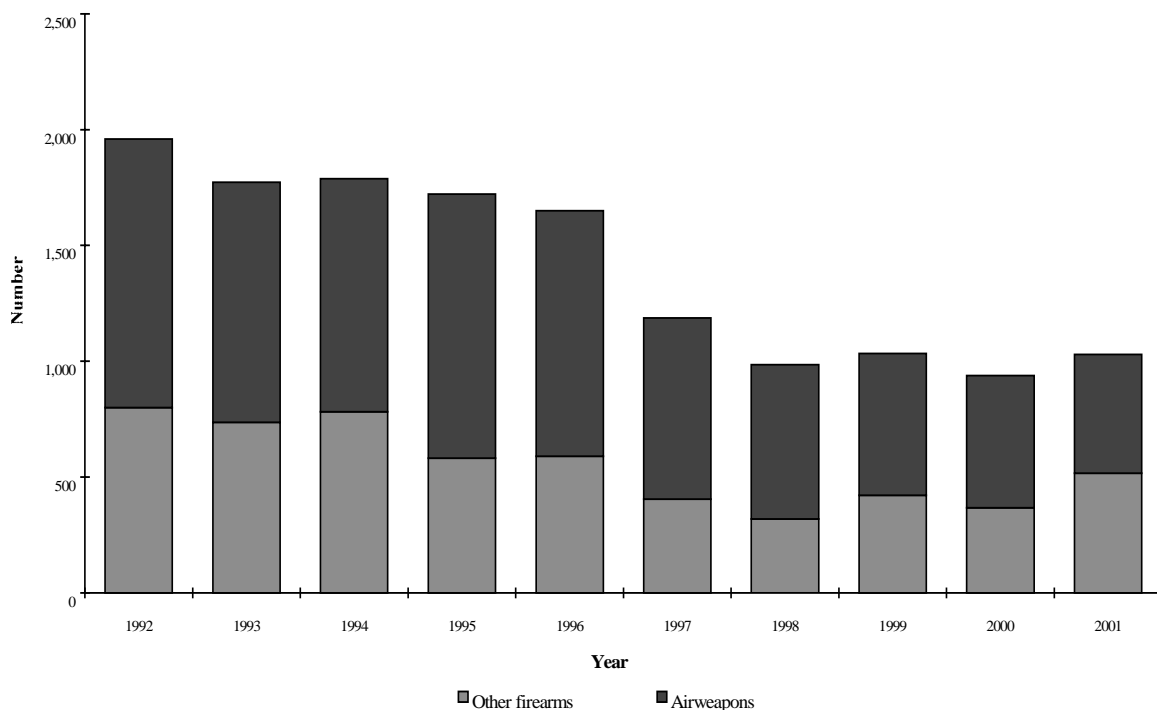
### RECORDED CRIMES AND OFFENCES INVOLVING FIREARMS, SCOTLAND, 2001

#### 1. Introduction

1.1 This bulletin forms part of The Scottish Executive series of bulletins on the criminal justice system. It covers those crimes and offences recorded by the police in which a firearm was **alleged** to have been used or where a firearm was stolen. This information was submitted to The Scottish Executive by the eight Scottish police forces. Definitions of the terms and classifications used in the bulletin are given in the Annex. Numbers in the text have been rounded as appropriate.

1.2 Not all such crimes and offences are reported to the police. The extent of under-reporting is likely to vary considerably according to the seriousness of the crime or offence; for example, armed robberies are much more likely to be reported to the police than malicious damage caused by the firing of an airweapon. Moreover, the propensity of the public to report crimes and offences to the police is influenced by a number of factors and may therefore change over time; thus trends in the number of crimes and offences *recorded* may differ from trends in the number of crimes and offences *committed*.

Chart 1 - Recorded crimes and offences involving firearms, by type of firearm, Scotland 1992-2001



<b>Contents</b>	<b>Page</b>
<b>1. Introduction.....</b>	<b>1</b>
<b>2. Summary .....</b>	<b>3</b>
<b>3. Crimes and offences recorded in which a firearm was alleged to have been used</b>	<b>4</b>
<b>4. Crimes and offences cleared up in which a firearm was alleged to have been used</b>	<b>8</b>
<b>5. Analysis by police force area .....</b>	<b>8</b>
<b>6. Crimes and offences in which a firearm was stolen .....</b>	<b>8</b>
<b>7. Appendix of tables .....</b>	<b>9</b>
<b>8. Annex : Notes on statistics used in this bulletin .....</b>	<b>18</b>

*To avoid unnecessary repetition of the term ‘recorded crimes and offences’ throughout this publication reference will simply be made to ‘offences’. This should be interpreted to mean recorded **crimes and offences**. The reference to the ‘use’ of firearms throughout the bulletin should also be interpreted to include the ‘alleged use’ of firearms. (see Annex Note 3).*

## 2. Summary

- In 2001 the Scottish police recorded 1,030 offences in which a firearm was alleged to have been used, an increase of 10 per cent from the 938 recorded in 2000. This increase affected all categories of offences, except robbery. The 2001 level is 47 per cent lower than the peak 1992 figure. The number of offences involving a firearm other than an airweapon increased by 40 per cent, from 368 in 2000 to 517 in 2001.
- The 10 per cent increase in offences in which a firearm was alleged to have been used was entirely due to an increase in offences involving firearms in the 'Other' and 'Imitation Firearm' categories.
- As in previous years, an airweapon was the most commonly used firearm. Airweapons accounted for 50 per cent of all offences involving firearms in 2001. The total number of offences which involved the use of an airweapon decreased by 10 per cent from 570 in 2000 to 513 in 2001. The number of offences involving the alleged use of a pistol/revolver decreased from 93 in 2000 to 64 in 2001, the lowest number experienced since 1993. The number of offences involving the alleged use of a shotgun decreased from 39 in 2000 to 35 in 2001 (the lowest ever recorded).
- The use of firearms in criminal activity constituted only a small proportion of all offences recorded by the police in 2001; 5 per cent of recorded homicides (5 offences), 4 per cent of recorded attempted murders (29 offences) and 3 per cent of recorded robberies (115 offences). Less than half a per cent of recorded assaults (260 offences) and vandalism offences (264 offences) involved the alleged use of a firearm.
- The number of offences in which a firearm was fired and killed or caused injury to a person rose from 306 in 2000 to 348 in 2001, an increase of 14 per cent. Of the 701 offences in which a firearm was actually fired, 63 per cent involved the use of an **airweapon**. Of those offences involving an airweapon, 199 resulted in injury to a person and 230 resulted in damage to property. A **shotgun** was fired in 18 offences resulting in personal injury in 6 cases (33 per cent). In 2001 there were 10 offences in which injuries were caused where a pistol or revolver was used. In a further 117 offences, injury was caused by the use of a firearm that could not be identified. In 2001, 149 main victims were injured by a firearm other than an airweapon, the highest number ever recorded.
- In 2001, 30 per cent of offences involving the alleged use of a firearm occurred in a dwelling. One per cent occurred in banks, building societies or post offices and a further 36 per cent on public highways.
- The total **number** of offences cleared up (where one or more persons were accused of the offence) increased by 7 per cent, from 459 offences in 2000 to 493 in 2001. However, this increase was less than the increase in the total number of offences involving a firearm, resulting in a decrease from 2000 of 1 percentage point in the clear up rate to 48 per cent in 2001.
- The Strathclyde police force area which contains 44 per cent of the Scottish population, accounted for more than one half (52 per cent) of all offences in which a firearm was alleged to have been used in 2000. More specifically, 90 per cent of recorded robberies, 68 per cent of Firearms Act 1968 offences, 62 per cent of assaults but only 22 per cent of vandalism offences in which a firearm was alleged to have been used took place in Strathclyde.
- In 2001 the police recorded 29 offences in which a firearm other than an airweapon had been stolen, an increase of 21 per cent from 24 offences in 2000.

### 3. Crimes and offences recorded in which a firearm was alleged to have been used (Tables 1 to 10A)

#### *Crime/offence type (Tables 1 and 1A)*

3.1 In 2001 the police recorded 1,030 offences in which a firearm was alleged to have been used, an increase of 10 per cent when compared with the figure of 938 recorded in 2000. This increase affected all categories of offences, except robbery. The 2001 level is 47 per cent lower than the peak 1992 figure. The largest category of offence involving the use of a firearm in 2001 was vandalism, which constituted 26 per cent of all recorded firearms offences. The second largest category was assault, which constituted 25 per cent of all recorded firearms offences. The number of recorded assaults increased by 4 per cent from 251 in 2000 to 260 in 2001. Between 2000 and 2001 the number of recorded robberies in which a firearm was alleged to have been used decreased by 16 per cent from 137 to 115 offences. The number of offences recorded under the Firearms Act 1968 e.g. the offence of possessing a firearm with intent to endanger life, commit crime etc. and other miscellaneous firearms offences, increased by 25 per cent from 115 in 2000 to 144 in 2001. Table 1A details the number of offences involving firearms other than airweapons. Here, the numbers increased from 368 in 2000 to 517 in 2001 (40 per cent). The pattern of offences once those involving airweapons are excluded is rather different. The largest category of offences is assault, comprising 22 per cent of all offences.

#### *Proportion of crimes/offences involving firearms (Table 1 and Table 2)*

3.2 The use of firearms in criminal activity constituted only a small proportion of all offences recorded by the police in 2001; 5 per cent of recorded homicides (5 offences), 4 per cent of recorded attempted murders (29 offences) and 3 per cent of recorded robberies (115 offences). Less than half a per cent of recorded assaults (260 offences) and vandalism offences (264 offences) involved the alleged use of a firearm.

#### *Type of firearm (Table 3)*

3.3 The 10 per cent increase in offences in which a firearm was alleged to have been used was entirely due to an increase in offences involving firearms in the 'Other' and 'Imitation Firearm' categories. In 2001, as in previous years, an airweapon was the most commonly used firearm. Airweapons accounted for 50 per cent of all offences involving firearms in 2001. The total number of offences which involved the use of an airweapon decreased by 10 per cent from 570 in 2000 to 513 in 2001. Excluding the category 'Other', the two equal second most common categories of firearm were a pistol/revolver - used in 6 per cent of recorded offences in 2001 and an imitation firearm also used in 6 per cent of recorded offences. The number of offences involving the alleged use of a pistol/revolver was at its lowest since 1993, decreasing 31 per cent from 93 in 2000 to 64 in 2001. The number of offences involving the alleged use of a shotgun decreased from 39 in 2000 to 35 in 2001 (the lowest number ever recorded).

3.4 Offences involving other types of firearms excluding airweapons increased by 40 per cent, to total 517 in 2001. The **proportion** of offences involving other types of firearms excluding airweapons increased by 11 percentage points from 39 per cent in 2000 to 50 per cent in 2001. Offences involving the use of an imitation firearm increased from 54 in 2000 to 64 in 2001. The number of offences involving firearms in the 'Other' category (mainly unidentified firearms), more than doubled from 171 in 2000 to 348 in 2001. The number of offences involving a rifle each year are small and volatile; there were only 6 such offences in 2001.

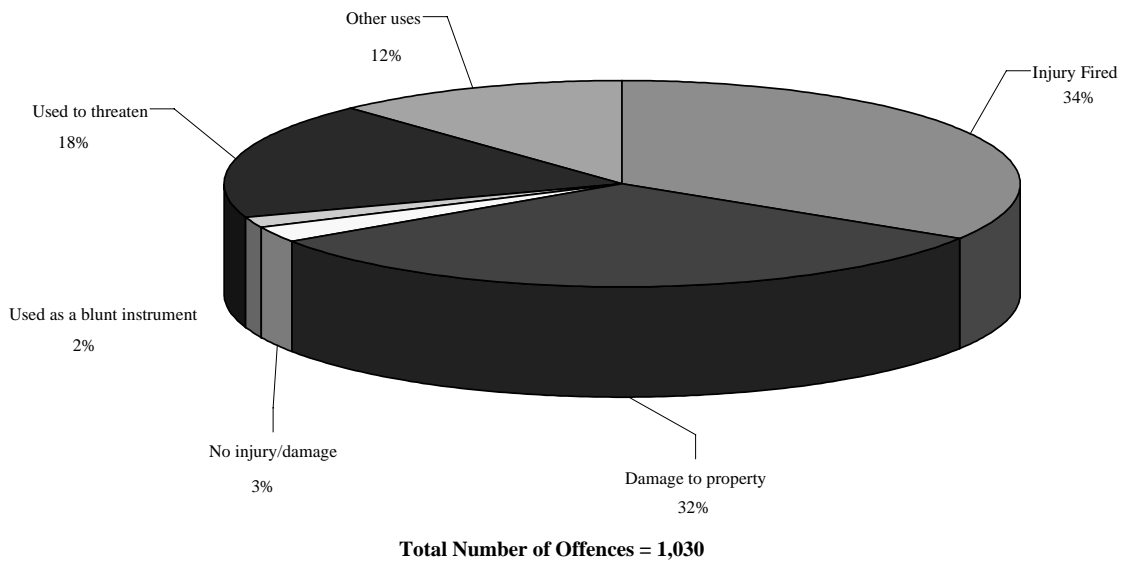
*Crime/offence type by main firearm used (Table 4)*

3.5 In the five recorded homicides which involved the alleged use of a firearm in 2001, one pistol/revolver and four unidentified firearms were used. In 2001, shotguns were used in 3 robberies and 9 attempted murders. In 2001, an airweapon was used in 73 per cent of offences of vandalism in which a firearm was alleged to have been used. An airweapon was also the main weapon used in 69 per cent of reckless conduct with firearms offences and 55 per cent of assaults. A pistol/revolver, was used in 22 per cent of robberies (25 offences).

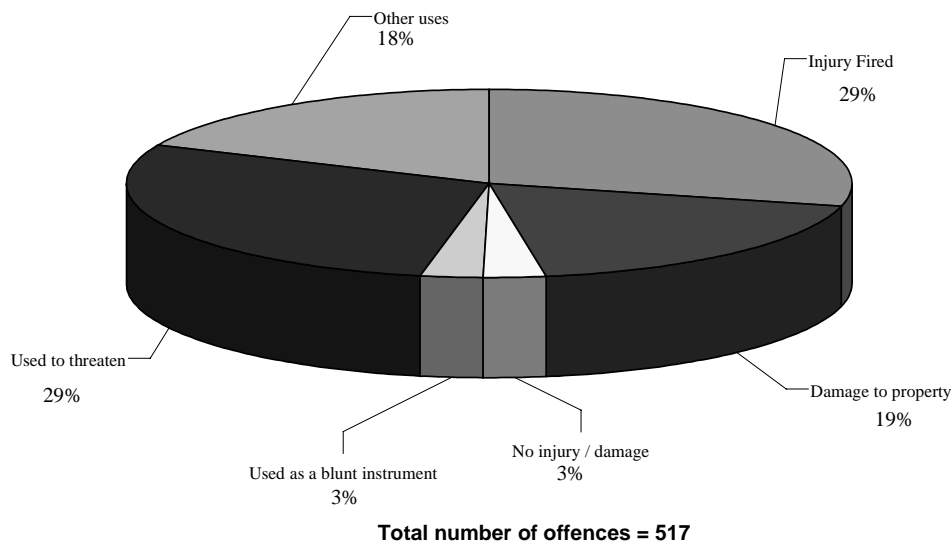
*Result of the use of a firearm (Tables 5 and 5A)*

3.6 Of the 1,030 offences involving the use of a firearm in 2001, 68 per cent involved the actual discharge of the firearm – the same as in 2000. The number of offences in which a firearm **was fired and killed or caused injury to a person** rose from 306 in 2000 to 348 in 2001, an increase of 14 per cent. Property damage resulting from the discharge of a firearm accounted for 32 per cent of all offences (326) – a similar percentage to previous years. In 57 per cent of offences in which the firearm was not discharged, the firearm was used to threaten (189 offences in 2001 compared with 199 in 2000 - a decrease of 5 per cent).

**Chart 2 - Recorded crimes and offences involving a firearm: Result of use, 2001**



**Chart 2A - Recorded crimes and offences involving a firearm other than an airweapon: Result of use, 2001**



*Result of use of firearm by main firearm used (Table 6)*

3.7 Of the 701 offences in which a firearm was actually fired, 63 per cent involved the alleged use of an airweapon. Of those offences involving an airweapon, 199 resulted in injury to a person and 230 resulted in damage to property. A shotgun was fired in 18 offences; resulting in personal injury in 6 cases (33 per cent). In 2001 there were 10 offences in which injuries were caused where a pistol or revolver was used. In a further 117 offences, injury was caused by the use of a firearm that could not be identified.

*Crime/offence type by use of firearm (Tables 7 and 7A)*

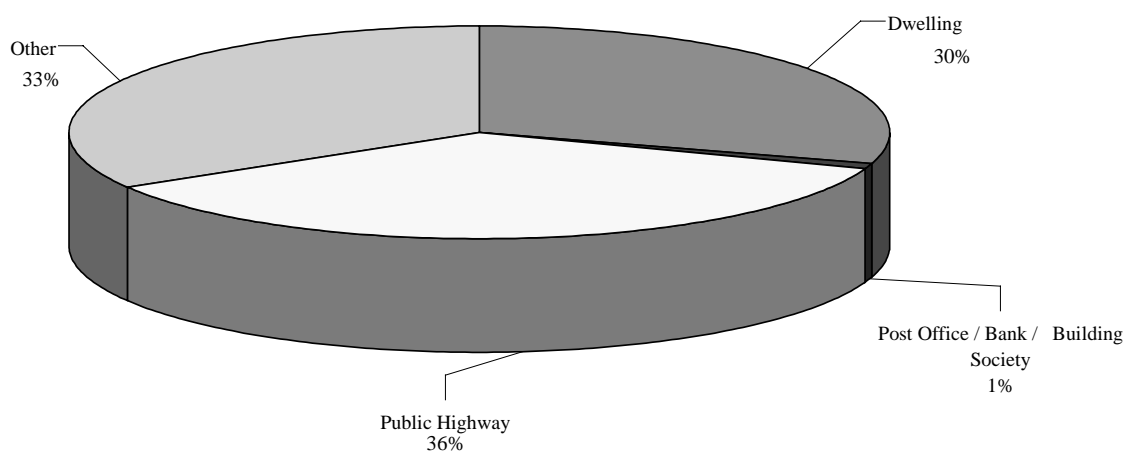
3.8 In almost all of the robberies (106 out of 115) the firearm was used to threaten, reflecting the nature of this type of crime. In assaults involving a firearm, the firearm was fired and resulted in injury in 85 per cent of such cases and was used to threaten in a further 7 per cent. A firearm was fired and caused injury in over half of the offences of reckless conduct with firearms.

*Location of use (Tables 8 and 8A)*

3.9 In 2001, 30 per cent of offences involving the alleged use of a firearm occurred in a dwelling. One per cent occurred in banks, building societies or post offices. A further 36 per cent of offences occurred on public highways. More specifically, the number of offences involving the alleged use of a firearm in a dwelling increased by 11 per cent from 275 in 2000 to 306 in 2001. Similarly in offences committed on a public highway there was an increase of 10 per cent from 335 in 2000 to 369 in 2001. The number of offences involving the alleged use of a firearm in banks, building societies and post offices decreased from 21 in 2000 to 10 in 2001.

3.10 In 2001, 26 per cent of offences involving the alleged use of a firearm other than an airweapon occurred in a dwelling. 2 per cent occurred in banks, building societies or post offices. A further 38 per cent occurred on public highways. The number of offences involving the alleged use of a firearm other than an airweapon in a dwelling increased by 33 per cent from 100 in 2000 to 133 in 2001. The number of offences involving the alleged use of a firearm other than an airweapon on public highways more than doubled from 91 in 2000 to 196 in 2001 (115 per cent).

**Chart 3 - Recorded crimes and offences involving a firearm: Location of use, 2001**



**Total number of offences = 1,030**

*Firearms used to cause injury (Table 6 and Table 9)*

3.11 In 2001, 348 offences were recorded in which a firearm was alleged to have been fired and resulted in injury to one or more victims. This was 42 more than the number recorded in 2000, an increase of 14 per cent. In 2001, airweapons were involved in 57 per cent of firearm offences resulting in injury, a decrease of 27 percentage points when compared with the proportion in 2000. Of those offences which involved an 'Other' (imitation, unidentified & other) firearm, the number which resulted in injury increased from 40 offences in 2000 to 133 in 2001. There was an increase in the number of offences in which injury was caused by a shotgun (6 offences in 2001 compared with 3 in 2000). There was an increase from 6 in 2000 to 10 in 2001 in the number of offences in which injury was caused by a pistol or revolver.

*Victim characteristics (Tables 10 and 10A)*

3.12 The person most seriously injured in a firearm incident is referred to as the 'main victim'. The majority of victims of offences in which a firearm was alleged to have been fired were young. In 2001, only 146 offences out of 348 were recorded in which the main victim was aged 21 years or over. The main victims in 74 per cent of offences involving firearms resulting in injury were male.

3.13 From 1992 to 1996 there was a steady increase in the number of main victims injured by a firearm other than an airweapon, increasing from 46 in 1992 to 86 in 1996. In 1997 the figure decreased to 32 before increasing to 33 in 1998, 50 in 2000 and 149 in 2001 (the highest ever recorded).

#### **4. Crimes and offences cleared up in which a firearm was alleged to have been used (Tables 11 to 12A)**

##### *Clear - up rates (Table 11)*

4.1 In 2001, 48 per cent of all offences in which a firearm was alleged to have been used were cleared up, an decrease of 1 percentage point on 2000. The clear up rate for offences of homicide with firearms increased to 20 per cent in 2001 (although this is based on a very small number of homicides, 2 in 2000 and 5 in 2001), while the clear up rate for assault with firearms decreased from 57 per cent in 2000 to 49 per cent in 2001. The clear up rates for reckless conduct with firearms decreased marginally from 53 per cent in 2000 to 52 per cent in 2001. The clear up rates for Firearms Act 1968 offences decreased from 96 to 92 and the rate for robbery offences decreased from 55 in 2000 to 39 in 2001. The clear up rates for attempted murder and vandalism increased compared to their 1999 levels. A small decrease occurred in the clear up rate for 'Other' crimes & offences from 78 per cent in 2000 to 72 per cent in 2001. However, care has to be taken when interpreting the figures in Table 11 since many of the percentages are based on very small absolute numbers.

##### *Accused characteristics (Tables 12 and 12A)*

4.2 The total number of offences cleared up, in which there was an accused, increased by 7 per cent from 459 in 2000 to 493 in 2001. However, this increase was less than the increase in the total number of offences involving a firearm, resulting in a decrease from 2000 of 1 percentage point in the clear up rate to 48 per cent in 2001.

The number of offences cleared up in 2001 where the main accused was aged 15 years or under decreased by 12 per cent to 112. The number of offences cleared up where the main accused was aged 16 – 20 years increased by 2 per cent to 134 and where the main accused was 21 years or over the number of offences cleared up increased by 11 per cent to number 221. Over three quarters (79 per cent) of firearm offences involving young persons aged 15 or under related to the use of an airweapon.

#### **5. Analysis by police force area (Tables 13 and 13A)**

5.1 Tables 13 and 13A detail the number and distribution of offences in which a firearm was alleged to have been used by police force area. The distribution of offences presented in Table 13 reveals quite substantial variations across forces. It is likely that the variations stem from the different characteristics of the force areas but it is also possible that differences in procedure, different force interpretation or variations in police recording practices contribute to some of the variation. For example, 70 per cent of all the offences recorded in the Lothian & Borders force area were vandalism offences compared with 0 per cent in the Fife police force area.

5.2 The Strathclyde police force area which contains 44 per cent of the Scottish population, accounted for more than one half (52 per cent) of all offences in which a firearm was alleged to have been used in 2001. More specifically, 90 per cent of recorded robberies, 68 per cent of Firearms Act 1968 offences, 62 per cent of assaults but only 22 per cent of vandalism offences in which a firearm was alleged to have been used took place in Strathclyde.

#### **6. Crimes and offences in which a firearm was stolen (Table 14)**

6.1 During 2001 the Scottish police recorded 29 offences in which a firearm other than an airweapon was stolen, an increase of 21 per cent from 24 in 2000. The number of recorded thefts of a rifle in 2001 was 5, decreasing from 6 recorded in 2000. The number of stolen shotguns rose from 10 in 2000 to 11 in 2001. The number of stolen firearms falling into the 'Other' category also increased from 4 in 2000 to 11 in 2001. The number of recorded thefts of a pistol/revolver decreased slightly from 4 to 2 in 2001.

## 7. Appendix of Tables

*All the tables relate to crimes and offences recorded by the police in which a firearm was alleged to have been used*

Table 1 :	All firearms, Scotland, 1992-2001
Table 1A :	Firearms excluding airweapons, Scotland, 1992-2001
Table 2 :	Crimes and offences recorded by the police in which a firearm was alleged to have been used as a percentage of all crimes and offences recorded for selected crimes, Scotland, 1992-2001
Tables 3 :	Crimes and offence recorded by the police in which a firearm was alleged to have been used by main firearm used, Scotland, 1992-2001
Table 4 :	Crimes and offences recorded by the police in which a firearm was alleged to have been used by crime/offence type and main firearm used , Scotland, 2001
Table 5 :	All firearms by how used, Scotland, 1992-2001
Table 5A :	Firearms excluding airweapons by how used, Scotland, 1992-2001
Table 6 :	All firearms by how used and main firearm used, Scotland, 2001
Table 7 :	All firearms by how used, Scotland, 2001
Table 7A :	Firearms excluding airweapons by how used, Scotland, 2001
Table 8 :	All firearms by location of use, Scotland, 1992-2001
Table 8A :	Firearms excluding airweapons by location of use, Scotland, 1992-2001
Table 9 :	All firearms fired causing injury by main firearm used, Scotland, 1992-2001
Table 10 :	All firearms fired causing injury by age and sex of main victim, Scotland, 1992-2001
Table 10A :	Firearms excluding airweapons fired causing injury by age and sex of main victim, Scotland, 1992-2001
Table 11 :	Crimes and offences recorded by the police in which a firearm was alleged to have been used by percentage of crimes cleared up, Scotland, 1992-2001
Table 12 :	Crimes and offences recorded by the police in which a firearm was alleged to have been used by age of main accused in crimes cleared up, Scotland, 1992-2001
Table 12A :	Crimes and offences recorded by the police in which a firearm was alleged to have been used by age of main accused and main firearm used in crimes cleared up, Scotland, 2001
Table 13 :	All firearms by police force area, Scotland, 2001
Table 13A :	Firearms excluding airweapons by police force area, Scotland, 2001
Table 14 :	Crimes and offences recorded by the police in which a firearm was stolen by main firearm stolen (excluding airweapons), Scotland, 1992-2001

Crimes and offences recorded by the police in which a firearm was alleged to have been used, Scotland, 1992 - 2001

Table 1

Crime/offence	Number & Percentage										
	1992	1993	1994	1995	1996	1997	1998	1999	2000	2001	% change 00/01
<b>Total</b>	<b>1,959</b>	<b>1,773</b>	<b>1,788</b>	<b>1,721</b>	<b>1,650</b>	<b>1,187</b>	<b>985</b>	<b>1,033</b>	<b>938</b>	<b>1,030</b>	<b>10</b>
Homicide	6	8	9	11	25	6	7	6	2	5	150
Attempted murder	45	44	42	43	45	22	19	23	8	29	263
Assault	350	297	363	343	307	252	213	244	251	260	4
Robbery	508	396	370	241	228	139	135	129	137	115	-16
Vandalism	604	552	499	609	520	356	263	277	239	264	10
Reckless conduct with firearms	243	194	204	242	251	229	167	156	154	163	6
Firearms Act 1968 offences	153	187	231	156	207	140	122	149	115	144	25
Other crimes & offences	50	95	70	76	67	43	59	49	32	50	56

Crimes and offences recorded by the police in which a firearm other than an airweapon was alleged to have been used, Scotland, 1992 - 2001

Table 1A

Crime/offence	Number & Percentage										
	1992	1993	1994	1995	1996	1997	1998	1999	2000	2001	% change 00/01
<b>Total</b>	<b>800</b>	<b>737</b>	<b>783</b>	<b>582</b>	<b>590</b>	<b>404</b>	<b>319</b>	<b>421</b>	<b>368</b>	<b>517</b>	<b>40</b>
Homicide	6	8	9	11	25	6	7	6	2	5	150
Attempted murder	45	40	42	38	44	21	16	22	8	27	238
Assault	77	77	104	75	76	68	43	85	57	116	104
Robbery	478	378	353	221	207	125	122	115	125	107	-14
Vandalism	8	12	16	33	26	18	29	35	55	71	29
Reckless conduct with firearms	41	32	28	33	26	34	9	19	25	51	104
Firearms Act 1968 offences	115	136	182	117	143	105	79	106	74	107	45
Other crimes & offences	30	54	49	54	43	27	14	33	22	33	50

**Crimes and offences recorded by the police in which a firearm was alleged to have been used as a percentage of all crimes and offences recorded for selected crimes, Scotland, 1992 - 2001**

**Table 2**

Crime/offence	Percentage <sup>(1)</sup>									
	1992	1993	1994	1995	1996	1997	1998	1999	2000	2001
Homicide <sup>(2)</sup>	4.3	6.6	8.0	8.0	18.5	6.3	7.0	4.7	1.9	5.1
Attempted murder <sup>(2)</sup>	6.8	8.1	6.7	6.8	6.8	3.5	3.0	3.2	1.4	4.2
Assault	0.7	0.6	0.7	0.7	0.6	0.5	0.4	0.4	0.4	0.4
Robbery	7.5	7.1	7.0	4.5	4.3	3.1	2.7	2.5	3.1	2.7
Vandalism	0.7	0.7	0.6	0.7	0.6	0.5	0.4	0.4	0.3	0.3

(1) Some of the figures in this table are based on fewer than 100 recorded cases.

(2) The 1996 figures for homicide and attempted murders include the Dunblane incident which occurred on 13 March 1996.

The figures for 1996 excluding the Dunblane incident would have been 6.8 per cent and 4.6 per cent respectively.

**Crimes and offences recorded by the police in which a firearm was alleged to have been used by main firearm used, Scotland, 1992 - 2001**

**Table 3**

Main firearm used	Number & Percentage										
	1992	1993	1994	1995	1996	1997	1998	1999	2000	2001	% change 00/01
<b>Total</b>	<b>1,959</b>	<b>1,773</b>	<b>1,788</b>	<b>1,721</b>	<b>1,650</b>	<b>1,187</b>	<b>985</b>	<b>1,033</b>	<b>938</b>	<b>1,030</b>	<b>10</b>
Shotgun	257	255	195	140	91	64	42	55	39	35	-10
Rifle	11	11	13	19	16	21	7	13	11	6	-45
Pistol/revolver	39	50	72	75	186	148	123	161	93	64	-31
Airweapon	1,159	1,036	1,005	1,139	1,060	783	666	612	570	513	-10
Imitation firearm	152	87	137	104	133	85	47	87	54	64	19
Other	341	334	366	244	164	86	100	105	171	348	104
<b>Total excluding airweapons</b>	<b>800</b>	<b>737</b>	<b>783</b>	<b>582</b>	<b>590</b>	<b>404</b>	<b>319</b>	<b>421</b>	<b>368</b>	<b>517</b>	<b>40</b>

Main firearm used	Percentage										
	1992	1993	1994	1995	1996	1997	1998	1999	2000	2001	% change 00/01
<b>Total</b>	<b>100</b>	<b>100</b>	<b>100</b>	<b>100</b>	<b>100</b>	<b>100</b>	<b>100</b>	<b>100</b>	<b>100</b>	<b>100</b>	
Shotgun	13	14	11	8	6	5	4	5	4	3	
Rifle	1	1	1	1	1	2	1	1	1	1	
Pistol/revolver	2	3	4	4	11	12	12	16	10	6	
Airweapon	59	58	56	66	64	66	68	59	61	50	
Imitation firearm	8	5	8	6	8	7	5	8	6	6	
Other	17	19	20	14	10	7	10	10	18	34	
<b>Total excluding airweapons</b>	<b>41</b>	<b>42</b>	<b>44</b>	<b>34</b>	<b>36</b>	<b>34</b>	<b>32</b>	<b>41</b>	<b>39</b>	<b>50</b>	

Crimes and offences recorded by the police in which a firearm was alleged to have been used  
by crime/offence type and main firearm used, Scotland, 2001

Table 4

Crime/offence	Main firearm used							TOTAL
	Shotgun	Rifle	Pistol/ Revolver	Airweapon	Imitation	Unidentified	Other	
<b>Total</b>	<b>35</b>	<b>6</b>	<b>64</b>	<b>513</b>	<b>64</b>	<b>315</b>	<b>33</b>	<b>1,030</b>
Homicide	-	-	1	-	-	4	-	5
Attempted murder	9	-	8	2	-	9	1	29
Assault	-	-	8	144	10	82	16	260
Robbery	3	-	25	8	12	64	3	115
Vandalism	1	-	-	193	-	68	2	264
Reckless conduct with firearms	4	2	-	112	1	43	1	163
Firearms Act 1968 offences	11	4	18	37	35	35	4	144
Other crimes & offences	7	-	4	17	6	10	6	50

Crimes and offences recorded by the police in which a firearm was alleged  
to have been used by how used, Scotland, 1992 - 2001

Table 5

How used	Number & Percentage										
	1992	1993	1994	1995	1996	1997	1998	1999	2000	2001	% change 00/01
<b>Total</b>	<b>1,959</b>	<b>1,773</b>	<b>1,788</b>	<b>1,721</b>	<b>1,650</b>	<b>1,187</b>	<b>985</b>	<b>1,033</b>	<b>938</b>	<b>1,030</b>	<b>10</b>
Fired - fatal injury	6	8	9	11	25	6	7	6	2	5	150
- causing injury	384	312	374	410	393	261	241	263	304	343	13
- damage to property	709	654	586	725	638	431	356	352	312	326	4
- no injury/damage	71	83	83	75	88	116	46	48	18	27	50
Used as a blunt instrument	14	12	13	9	10	9	15	14	12	17	42
Used to threaten	648	594	570	399	448	327	245	233	199	189	-5
Other uses	127	110	153	92	48	37	75	117	91	123	35

Crimes and offences recorded by the police in which a firearm other than an  
airweapon was alleged to have been used by how used, Scotland, 1992 - 2001

Table 5A

How used	Number & Percentage										
	1992	1993	1994	1995	1996	1997	1998	1999	2000	2001	% change 00/01
<b>Total</b>	<b>800</b>	<b>737</b>	<b>783</b>	<b>582</b>	<b>590</b>	<b>404</b>	<b>319</b>	<b>421</b>	<b>368</b>	<b>517</b>	<b>40</b>
Fired - fatal injury	6	8	9	11	25	6	7	6	2	5	150
- causing injury	40	43	52	55	61	26	26	34	48	144	200
- damage to property	26	40	34	67	57	38	34	62	76	96	26
- no injury/damage	36	33	42	31	27	36	13	34	7	15	114
Used as a blunt instrument	13	9	8	3	7	7	12	9	11	14	27
Used to threaten	581	513	505	337	378	268	186	195	167	148	-11
Other uses	98	91	133	78	35	23	41	81	57	95	67

Crimes and offences recorded by the police in which a firearm was alleged to have been used  
by main firearm used, Scotland, 2001

Table 6

How used	Main firearm used							Number
	Shotgun	Rifle	Pistol/ Revolver	Airweapon	Imitation	Unidentified	Other	TOTAL
<b>Total</b>	<b>35</b>	<b>6</b>	<b>64</b>	<b>513</b>	<b>64</b>	<b>315</b>	<b>33</b>	<b>1,030</b>
Fired - fatal injury	-	-	1	-	-	4	-	5
- causing injury	6	-	9	199	3	113	13	343
- damage to property	7	2	-	230	-	84	3	326
- no injury/damage	5	2	-	12	3	3	2	27
Used as a blunt instrument	-	-	3	3	1	9	1	17
Used to threaten	5	-	33	41	27	73	10	189
Other uses	12	2	18	28	30	29	4	123

Crimes and offences recorded by the police in which a firearm was alleged to have been used  
by how used, Scotland, 2001

Table 7

Crime/offence	How firearm was used							Number
	Fired - fatal injury	Fired - causing injury	Fired - damage to property	Fired - no injury/ damage	Blunt instrument	Used to threaten	Other use	TOTAL
<b>Total</b>	<b>5</b>	<b>343</b>	<b>326</b>	<b>27</b>	<b>17</b>	<b>189</b>	<b>123</b>	<b>1,030</b>
Homicide	5	-	-	-	-	-	-	5
Attempted murder	-	18	-	5	1	5	-	29
Assault	-	221	-	8	12	19	-	260
Robbery	-	2	-	4	3	106	-	115
Vandalism	-	-	264	-	-	-	-	264
Reckless conduct with firearms	-	96	52	7	-	1	7	163
Firearms Act 1968 offences	-	5	5	2	1	21	110	144
Other crimes & offences	-	1	5	1	-	37	6	50

Crimes and offences recorded by the police in which a firearm other than an airweapon  
was alleged to have been used by how used, Scotland, 2001

Table 7A

Crime/offence	How firearm was used							Number
	Fired - fatal injury	Fired - causing injury	Fired - damage to property	Fired - no injury/ damage	Blunt instrument	Used to threaten	Other use	TOTAL
<b>Total</b>	<b>5</b>	<b>144</b>	<b>96</b>	<b>15</b>	<b>14</b>	<b>148</b>	<b>95</b>	<b>517</b>
Homicide	5	-	-	-	-	-	-	5
Attempted murder	-	16	-	5	1	5	-	27
Assault	-	94	-	4	9	9	-	116
Robbery	-	2	-	3	3	99	-	107
Vandalism	-	-	71	-	-	-	-	71
Reckless conduct with firearms	-	29	18	2	-	1	1	51
Firearms Act 1968 offences	-	3	3	1	1	9	90	107
Other crimes & offences	-	-	4	-	-	25	4	33

Crimes and offences recorded by the police in which a firearm was alleged to have been used by location of use, Scotland, 1992 - 2001

Table 8

Location of use	Number & Percentage										
	1992	1993	1994	1995	1996	1997	1998	1999	2000	2001	% change 00/01
<b>Total</b>	<b>1,959</b>	<b>1,773</b>	<b>1,788</b>	<b>1,721</b>	<b>1,650</b>	<b>1,187</b>	<b>985</b>	<b>1,033</b>	<b>938</b>	<b>1,030</b>	<b>10</b>
Dwelling	510	540	473	547	522	350	294	331	275	306	11
Post Office	32	39	45	16	16	7	11	11	5	9	80
Bank / Building society	100	93	75	22	13	4	12	7	16	1	-94
Public highway	473	408	511	527	460	422	325	346	335	369	10
School / College	47	42	53	45	84	35	30	30	22	21	-5
Place of Public Entertainment	14	29	20	17	20	8	1	3	7	6	-14
Other locations	783	622	611	547	535	361	312	305	278	318	14

Crimes and offences recorded by the police in which a firearm other than an airweapon was alleged to have been used by location of use, Scotland, 1992 - 2001

Table 8A

Location of use	Number & Percentage										
	1992	1993	1994	1995	1996	1997	1998	1999	2000	2001	% change 00/01
<b>Total</b>	<b>800</b>	<b>737</b>	<b>783</b>	<b>582</b>	<b>590</b>	<b>404</b>	<b>319</b>	<b>421</b>	<b>368</b>	<b>517</b>	<b>40</b>
Dwelling	84	126	117	133	124	87	75	119	100	133	33
Post Office	29	36	43	14	14	5	10	11	5	9	80
Bank / Building society	100	92	73	19	11	4	10	6	14	1	-93
Public highway	160	117	205	154	155	138	91	144	91	196	115
School / College	5	1	-	7	37	4	-	3	9	7	-22
Place of Public Entertainment	8	20	15	7	10	1	1	1	4	1	-75
Other locations	414	345	330	248	239	165	132	137	145	170	17

Crimes and offences recorded by the police in which a firearm was alleged to have been fired causing injury by main firearm used, Scotland, 1992 - 2001

Table 9

Main firearm used	Number & Percentage										
	1992	1993	1994	1995	1996	1997	1998	1999	2000	2001	% change 00/01
<b>Total</b>	<b>390</b>	<b>320</b>	<b>383</b>	<b>421</b>	<b>418</b>	<b>267</b>	<b>248</b>	<b>269</b>	<b>306</b>	<b>348</b>	<b>14</b>
Shotgun	30	21	18	15	18	5	8	7	3	6	100
Rifle	4	1	2	-	-	-	1	1	1	-	-100
Pistol / Revolver	3	12	9	12	39	14	15	20	6	10	67
Airweapon	344	269	322	355	332	235	215	229	256	199	-22
Other	9	17	32	39	29	13	9	12	40	133	233
Total excluding airweapons	46	51	61	66	86	32	33	40	50	149	198

Crimes and offences recorded by the police in which a firearm was alleged to have been fired causing injury by age & sex of main victim, Scotland, 1992 - 2001

Table 10

Age & sex of main victim	Number & Percentage										
	1992	1993	1994	1995	1996	1997	1998	1999	2000	2001	% change 00/01
<b>All victims</b>	<b>390</b>	<b>320</b>	<b>383</b>	<b>421</b>	<b>418</b>	<b>267</b>	<b>248</b>	<b>269</b>	<b>306</b>	<b>348</b>	<b>14</b>
10 or under	50	41	50	57	78	25	26	20	39	35	-10
11-15	156	129	168	167	149	106	92	118	122	120	-2
16-20	41	31	44	46	38	33	27	35	40	47	18
21 or over	141	117	120	151	150	103	99	95	103	146	42
Unknown	2	-	-	-	-	-	-	-	1	-	-100
<b>Male</b>	<b>297</b>	<b>246</b>	<b>302</b>	<b>325</b>	<b>306</b>	<b>180</b>	<b>172</b>	<b>186</b>	<b>209</b>	<b>258</b>	<b>23</b>
10 or under	43	32	46	52	55	20	16	12	31	28	-10
11-15	118	98	125	119	106	69	62	79	78	84	8
16-20	27	26	32	34	30	26	18	22	32	37	16
21 or over	107	90	99	120	115	65	76	73	67	109	63
Unknown	2	-	-	-	-	-	-	-	1	-	-100
<b>Female</b>	<b>93</b>	<b>72</b>	<b>80</b>	<b>96</b>	<b>109</b>	<b>87</b>	<b>72</b>	<b>82</b>	<b>96</b>	<b>90</b>	<b>-6</b>
10 or under	7	9	4	5	23	5	10	8	8	7	-13
11-15	38	31	43	48	43	37	30	39	44	36	-18
16-20	14	5	12	12	8	7	9	13	8	10	25
21 or over	34	27	21	31	35	38	23	22	36	37	3
Unknown	-	-	-	-	-	-	-	-	-	-	*
<b>Police officer</b>	<b>-</b>	<b>2</b>	<b>1</b>	<b>-</b>	<b>3</b>	<b>-</b>	<b>4</b>	<b>1</b>	<b>1</b>	<b>-</b>	<b>-100</b>

Crimes and offences recorded by the police in which a firearm other than an airweapon was alleged to have been fired causing injury by age & sex of main victim, Scotland, 1992 - 2001

Table 10A

Age & sex of main victim	Number & Percentage										
	1992	1993	1994	1995	1996	1997	1998	1999	2000	2001	% change 00/01
<b>All victims</b>	<b>46</b>	<b>51</b>	<b>61</b>	<b>66</b>	<b>86</b>	<b>32</b>	<b>33</b>	<b>40</b>	<b>50</b>	<b>149</b>	<b>198</b>
10 or under	4	2	2	1	29	-	-	1	7	8	14
11-15	1	6	6	6	3	8	4	3	19	40	111
16-20	3	3	7	9	5	4	2	4	5	22	340
21 or over	37	38	45	50	49	20	27	31	19	79	316
Unknown	1	-	-	-	-	-	-	-	-	-	*
<b>Male</b>	<b>44</b>	<b>43</b>	<b>54</b>	<b>57</b>	<b>60</b>	<b>27</b>	<b>30</b>	<b>34</b>	<b>40</b>	<b>119</b>	<b>198</b>
10 or under	4	2	2	1	15	-	-	-	6	7	17
11-15	1	6	4	4	-	5	3	2	13	32	146
16-20	3	3	5	6	4	4	2	3	5	19	280
21 or over	35	32	43	46	41	18	25	29	16	61	281
Unknown	1	-	-	-	-	-	-	-	-	-	*
<b>Female</b>	<b>2</b>	<b>6</b>	<b>6</b>	<b>9</b>	<b>26</b>	<b>5</b>	<b>3</b>	<b>5</b>	<b>10</b>	<b>30</b>	<b>200</b>
10 or under	-	-	-	-	14	-	-	1	1	1	-
11-15	-	-	2	2	3	3	1	1	6	8	33
16-20	-	-	2	3	1	-	-	1	-	3	*
21 or over	2	6	2	4	8	2	2	2	3	18	500
Unknown	-	-	-	-	-	-	-	-	-	-	*
<b>Police officer</b>	<b>-</b>	<b>2</b>	<b>1</b>	<b>-</b>	<b>-</b>	<b>-</b>	<b>-</b>	<b>1</b>	<b>-</b>	<b>-</b>	<b>*</b>

**Crimes and offences recorded by the police in which a firearm was alleged to have been used by percentage of crimes cleared up, Scotland, 1992 - 2001**

**Table 11**

**Percentage** <sup>(1)</sup>

Crime/offence	1992	1993	1994	1995	1996	1997	1998	1999	2000	2001
<b>Total</b>	<b>35</b>	<b>39</b>	<b>44</b>	<b>40</b>	<b>42</b>	<b>46</b>	<b>44</b>	<b>46</b>	<b>49</b>	<b>48</b>
Homicide	83	63	89	82	92	100	57	67	0	20
Attempted murder	56	66	60	65	69	55	68	30	50	62
Assault	47	62	61	55	55	59	57	66	57	49
Robbery	32	33	37	37	32	29	30	37	55	39
Vandalism	3	2	4	3	3	6	6	7	9	19
Reckless conduct with firearms	49	47	56	60	57	64	57	44	53	52
Firearms Act 1968 offences	93	91	91	94	92	93	84	90	96	92
Other crimes & offences	80	73	83	73	78	88	64	80	78	72

(1) Many of the figures in this table are based on fewer than 100 recorded cases.

**Crimes and offences cleared up by the police in which a firearm was alleged to have been used and an accused was identified; by age of main accused, Scotland, 1992 - 2001**

**Table 12**

**Number & Percentage**

Age	1992	1993	1994	1995	1996	1997	1998	1999	2000	2001	% change 00/01
<b>Total</b>	<b>680</b>	<b>696</b>	<b>795</b>	<b>678</b>	<b>699</b>	<b>541</b>	<b>430</b>	<b>480</b>	<b>459</b>	<b>493</b>	<b>7</b>
15 or under	142	138	193	202	197	139	138	114	127	112	-12
16-20	157	150	205	153	177	176	128	137	132	134	2
21 or over	380	408	397	323	325	226	164	229	200	221	11
Unknown	1	-	-	-	-	-	-	-	-	26	*

**Crimes and offences cleared up by the police in which a firearm was alleged to have been used and an accused was identified; by age of main accused and main firearm used, Scotland, 2000**

**Table 12A**

**Number**

Age	Main firearm used							Other	TOTAL
	Shotgun	Rifle	Pistol/ Revolver	Airweapon	Imitation	Unidentified			
<b>Total</b>	<b>29</b>	<b>3</b>	<b>43</b>	<b>246</b>	<b>57</b>	<b>62</b>	<b>27</b>	<b>493</b>	
15 or under	-	-	1	89	11	5	6	112	
16-20	1	1	5	90	13	16	8	134	
21 or over	28	2	37	67	33	41	13	221	
Unknown	0	0	0	25	0	0	1	26	

Crimes and offences recorded by the police in which a firearm was alleged to have been used  
by police force area, Scotland, 2001

Table 13

Crime/offence	Number								SCOTLAND
	Central	Dumfries & Galloway	Fife	Grampian	Lothian & Borders	Northern	Strathclyde	Tayside	
<b>Total</b>	<b>43</b>	<b>51</b>	<b>38</b>	<b>71</b>	<b>205</b>	<b>5</b>	<b>537</b>	<b>80</b>	<b>1,030</b>
Homicide	-	-	-	-	-	-	5	-	5
Attempted murder	1	-	1	-	-	-	27	-	29
Assault	15	8	4	24	46	1	160	2	260
Robbery	-	-	-	3	5	-	103	4	115
Vandalism	2	10	-	9	144	2	57	40	264
Reckless conduct with firearms	8	12	18	20	2	1	83	19	163
Firearms Act 1968 offences	-	13	13	2	4	-	98	14	144
Other crimes & offences	17	8	2	13	4	1	4	1	50

Crimes and offences recorded by the police in which a firearm other  
than an airweapon was alleged to have been used  
by police force area, Scotland, 2001

Table 13A

Crime/offence	Number								SCOTLAND
	Central	Dumfries & Galloway	Fife	Grampian	Lothian & Borders	Northern	Strathclyde	Tayside	
<b>Total</b>	<b>14</b>	<b>14</b>	<b>16</b>	<b>18</b>	<b>49</b>	<b>0</b>	<b>394</b>	<b>12</b>	<b>517</b>
Homicide	-	-	-	-	-	-	5	-	5
Attempted murder	1	-	-	-	-	-	26	-	27
Assault	4	3	1	2	13	-	93	-	116
Robbery	-	-	-	3	5	-	97	2	107
Vandalism	-	-	-	1	24	-	42	4	71
Reckless conduct with firearms	-	1	1	3	1	-	43	2	51
Firearms Act 1968 offences	-	4	12	-	3	-	85	3	107
Other crimes & offences	9	6	2	9	3	-	3	1	33

Crimes and offences recorded by the police in which a firearm was stolen  
by main firearm stolen (excluding airweapons), Scotland, 1992 - 2001

Table 14

Main firearm stolen	Number & Percentage										
	1992	1993	1994	1995	1996	1997	1998	1999	2000	2001	% change 00/01
<b>Total</b>	<b>130</b>	<b>109</b>	<b>114</b>	<b>105</b>	<b>66</b>	<b>37</b>	<b>25</b>	<b>35</b>	<b>24</b>	<b>29</b>	<b>21</b>
Shotgun	65	50	54	35	23	15	10	17	10	11	10
Rifle	11	13	24	17	21	9	2	6	6	5	-17
Pistol/revolver	15	13	9	11	9	4	6	3	4	2	-50
Other firearms	39	33	27	42	13	9	7	9	4	11	175

## 8. Annex : Notes on statistics used in this bulletin.

### Returns

1. The statistics in this bulletin are derived from returns submitted by police forces in respect of crimes and offences recorded by them in which a firearm is alleged to have been used. A crime or offence is counted in the same way as in the statistics of all crimes and offences recorded by the police. The firearms return used to collect the statistics in this bulletin was revised in January 1993. The major change involved moving from an **offence** based return to an **incident** based return. In incidents where several crimes or offences occur **each** crime or offence within the incident is counted. A return is submitted for each incident where a crime or offence in which a firearm is alleged to have been involved with the exception of cases where an airweapon is recklessly handled causing neither injury nor damage to property. However the information in this bulletin is based on **crimes and offences** involving the alleged use of firearms **not** incidents.

2. The figures given in this bulletin are subject to the inaccuracies inherent in any large-scale recording system; in particular it is possible that some of the inter-force variations shown in Tables 13 and 13A arise from differences in procedure or different force interpretation. The move to an incident rather than individual offence based recording system revealed some undercounting of offences involving firearms in years prior to 1994.

3. Contraventions of Scottish criminal law are divided for statistical purposes into crimes and offences. The term 'crime' is generally used for the more serious criminal acts; the less serious are termed 'offences', although the term 'offence' may also be used in relation to serious breaches of criminal law. To avoid unnecessary repetition of the term 'recorded crimes and offences' throughout this publication reference is simply made to 'offences'. This should be interpreted to mean **recorded crimes and offences**. The reference to the 'use' of firearms throughout the bulletin should also be interpreted to include the 'alleged use' of firearms.

4. The **main firearm** is that which inflicts the most serious injury or damage or, in cases where no injury or damage is caused, that firearm considered potentially most dangerous. Only about 2 per cent of offences in which a firearm is alleged to have been used involve more than one firearm. The 'Other firearms' category includes weapons such as starting guns. From 1988, crossbows were included in the 'Other' category. The 'Imitation' category includes replica and imitation weapons.

5. Following the Dunblane incident changes to the existing firearms legislation were introduced to enhance public safety. As a result, the Firearms (Amendment) Act 1997 ("the 1997 Act") was implemented and thereafter the Firearms (Amendment)(No.2) Act 1997 ("the 1997 (No.2) Act"). Under the 1997 Act, all pistols (otherwise referred to as "handguns") over .22 calibre were banned with effect from 1 October 1997. A hand-in scheme between 1 July and 30 September 1997 resulted in the surrender of 6,262 large calibre handguns in Scotland, while 1,751 small calibre handguns were also handed in voluntarily. Similarly, there was a second hand-in period between 1 February and 28 February 1998 for the surrender of all small calibre handguns (up to and including .22 calibre). The 1997 (No.2) Act came into effect from 1 March 1998. A number of types of handgun were exempted from the 1997 (No.2) Act including muzzle-loading guns, shot pistols, slaughtering instruments, firearms used for the humane killing of animals, trophies of war etc.

6. Details of the age and sex of the main victim are collected only for offences in which injury is caused. The **main victim** is the person most seriously injured. Cases involving injury to animals are recorded under the category property damage rather than injury - which is reserved solely for the purposes of recording injuries to persons.

7. Details of the age and sex of the main accused are collected for offences cleared up. In offences involving injury or damage the **main accused** is the person who inflicts the most serious injury or damage. In other instances, it is taken to be the oldest person.

8. The figures for 2001 in this bulletin are provisional. Late returns (for example where a crime or offence is subsequently cleared up) will result in revisions in the next issue of this bulletin.

## **Crimes and offences cleared up**

9. The definition of 'cleared up' was revised with effect from 1 April 1996. Previously, a crime or offence was regarded as being cleared up if one or more offenders was apprehended, cited, warned or traced for it. This was revised as follows:

*A crime or offence is regarded as cleared up where there exists a sufficiency of evidence under Scots law, to justify consideration of criminal proceedings notwithstanding that a report is not submitted to the procurator fiscal because either*

*(i) by standing agreement with the procurator fiscal, the police warn the accused due to the minor nature of the offence, or*

*(ii) reporting is inappropriate due to the non-age of the accused, death of the accused or other similar circumstances.*

For some types of crimes and offences the case is cleared up immediately because the offender is caught in the act e.g. motoring offences. In Scots law, the confession of an accused person to a crime would not in general be sufficient to allow a prosecution to be taken, as corroborative evidence is required. Thus, a case cannot be regarded as 'cleared up' on the basis of a confession alone.

## Classification

The classification of crimes and offences used by The Scottish Executive Justice Department for criminal statistics contains about 350 codes. These are grouped in this bulletin as follows: -

Category	Notes
Homicide	- Comprises murder and culpable homicide.
Attempted Murder	
Assault	- Includes serious and petty assault.
Robbery	- Includes assault with intent to rob.
Vandalism	- Includes malicious mischief.
Reckless conduct with firearms	
Firearms Act 1968 offences	- Includes possessing a firearm with intent to endanger life, commit crime or resist arrest.
Other crimes and offences	- Includes carrying an offensive weapon, Prevention of Crimes Act 1871, poaching and protection of wildlife legislation.

The following symbols are used throughout the tables in this bulletin.

- = Nil      \* = less than 0.5

# SCOTTISH EXECUTIVE STATISTICAL SERVICES

## Our role

The aim of the Statistical Service is to provide relevant and reliable statistical information, analysis and advice that meet the needs of government, business and the people of Scotland.

## Our Objectives

### 1. To ensure that all statistics work is relevant to meeting user needs by

- Continuing development of new and improved statistics in key areas, including the economy, social justice, equality and rural issues.
- In each statistics branch, continuing to improve the relevance and timeliness of work, to meet user needs.
- Developing more data for small areas through the Neighbourhood Statistics project.
- Developing the contribution of statistics to broader initiatives, including performance information, measurement of government targets, better policy making and other modernising government objectives.
- Improving the involvement of users and providers, working on a partnership basis wherever possible.

### 2. To ensure the reliability of our statistics by

- Implementing a systematic and transparent approach to quality assurance in line with National Statistics.
- Maintaining and promoting integrity through implementation of National Statistics standards and protocols.
- Developing statistical expertise and use of integrated statistical methods and classifications

### 3. To ensure the efficient and effective delivery of statistics products and services by

- Improving access to data and analysis, through better use of the Web, improved publications and improved systems for holding and accessing background data.
- Producing and implementing an annual Scottish Executive Statistics Plan
- Maintaining comparability of statistics across the UK and developing collaboration with the other administrations.
- Minimising the burden on data providers.
- Ensuring value for money in our activities
- Promoting the statistical service, its outputs and standards.

### 4. To ensure that the statistician group is equipped to meet its objectives by

- Ensuring as far as possible that all Departments/ Divisions have statistical staff required to meet their needs at all times.
- Improving the development and support arrangements for statistical staff and supporting implementation of Civil Service Reform
- Ensuring effective management of the statistics group
- Ensuring effective use of Information and Communications Technology

## This is a National Statistics publication

National Statistics are produced to high professional standards set out in the National Statistics Code of Practice. They undergo regular quality assurance reviews to ensure that they meet customer needs. They are produced free from any political interference.

National Statistics publications are grouped under the following broad subject headings (themes):

Agriculture, Fishing and Forestry  
Commerce, Energy & Industry  
Compendia & Reference  
Crime and Justice  
The Economy  
Education & Training  
The Natural and Built Environment

Other Government  
Health & Care  
Labour Market  
Population & Migration  
Social & Welfare  
Transport, Travel & Tourism

This publication belongs to the Crime and Justice theme.

## Correspondence and enquiries

Enquiries on Firearm Certificates Scotland 2000 should be addressed to:

Charles Brown  
Scottish Executive Justice Department  
Justice Statistics Unit Branch 2  
1 WR, St Andrews House  
EDINBURGH EH1 3DG  
Telephone: 0131 244 8322; Fax: 0131 244 2623  
e-mail: charels.brown@scotland.gsi.gov.uk

General enquiries on Scottish Executive statistics can be addressed to:

Kevin Meenan  
Central Statistics Unit  
Scottish Executive  
4 Floor East Rear, St Andrews House  
EDINBURGH EH1 8DG  
Telephone: (0131) 244 0442; Fax: (0131) 244 0335  
e-mail: statistics.enquiries@scotland.gsi.gov.uk

Advice on specific areas of Scottish Executive statistical work can be obtained from staff at the telephone numbers given below:

### Scottish Executive Statistics contacts

Schools – qualifications	(0131) 244 0313
Schools - pupils and teachers	(0131) 244 0309
Further and Higher Education	(0141) 242 0273
The Economy	(0131) 244 2234
Labour market	(0141) 242 5446
Business	(0141) 242 5446
Income, Tax and Benefits	(0131) 244 2583
Local government finance	(0131) 244 7033
Environment, planning & local government staffing	(0131) 244 0445
Housing	(0131) 244 7236
Transport	(0131) 244 7255
Health	(0131) 244 3432
Social work	(0131) 244 3777
Scottish Executive personnel	(0131) 244 3926
Agricultural census and labour force	(0131) 244 6150
Fisheries	(0131) 244 6441
Courts and law	(0131) 244 2227
Recorded crime and prisons	(0131) 244 2225

### Other contacts for Scottish statistics

Forestry Commission	(0131) 314 6337
The Scottish Funding Councils for Higher and Further Education	(0131) 313 6575
General Register Office for Scotland - Vital statistics and publications - Population statistics, census statistics or digital boundary products	(0131) 314 4243 (0131) 314 4254

For **general enquiries about National Statistics** contact the National Statistics Public Enquiry Service on **020 7533 5888**

minicom: 01633 812399  
Email: info@statistics.gov.uk  
Fax: 01633 652747  
Letters: room DG/18, 1 Drummond Gate,  
LONDON SW1V 2QQ

You can also find National Statistics on the internet - go to **www.statistics.gov.uk**

Current staff names, e-mail addresses and the publications listed below as well as a range of other statistical publications can be found on the Scottish Executive Web site at **www.scotland.gov.uk/stats**.

Further information on the General Register Office for Scotland is available on the website **www.gro-scotland.gov.uk**

### Most recent Justice Statistical Publications relating to the Crime and Justice theme

Ref no.	Title	Last published	Price
News Release	Criminal Appeal Statistics, Scotland 2000	Aug 2001	N/A
CrJ/2001/5	Recorded Crimes and Offences Involving Firearms Scotland, 2000	Sep 2001	£2.00
CrJ/2001/6	Criminal Justice Social Work Statistics, 2000 – 2001	Nov 2001	£2.00
CrJ/2001/7	Criminal Proceedings in Scottish Courts, 2000	Nov 2001	£2.00
CrJ/2001/8	Motor Vehicle Offences in Scotland, 2000	Nov 2001	£2.00
CrJ/2001/9	Homicide in Scotland, 2000	Nov 2001	£2.00
CrJ/2001/10	Prison Statistics Scotland, 2000	Nov 2001	£2.00
CrJ/2001/11	Domestic Abuse Recorded by the police in Scotland, 1 January – 31 December 2000	Dec 2001	£2.00
CrJ/2002/1	Recorded Crime In Scotland, 2001	April 2002	£2.00
CrJ/2002/2	Liquor Licensing In Scotland, 2001	May 2002	£2.00
CrJ/2002/3	Fire Statistics Scotland, 2000	July 2002	£2.00
CrJ/2002/4	Fire Certificate Statistics, Scotland, 2001	July 2002	£2.00

Additional copies of these publications may be purchased from **Scottish Executive Publication Sales, The Stationery Office Bookshop, 71 Lothian Road, Edinburgh, EH3 9AZ**, Telephone: (0131) 228 4181, Fax: (0131) 622 7017. Cheques should be made payable to 'The Stationery Office Limited'.

### Complaints and suggestions

If you are not satisfied with our service, please write to the Chief Statistician, Mr Rob Wishart, 4 Floor East Rear, St Andrews House, Edinburgh, EH1 8DG, Telephone: (0131) 244 0302, e-mail rob.wishart@scotland.gsi.gov.uk. We also welcome any comments or suggestions that would help us to improve our standards of service.

ISSN 0264 1178  
ISBN 0 7559 3427 X

Price £2.00

Crown Copyright  
Brief extracts from the Crown Copyright material in this publication may be reproduced provided the source is fully acknowledged.