

# Statistical Bulletin

## Crime and Justice Series

An Official Statistics Publication for Scotland 31 March 2009

### RACIST INCIDENTS RECORDED BY THE POLICE IN SCOTLAND, 2004/05 TO 2007/08

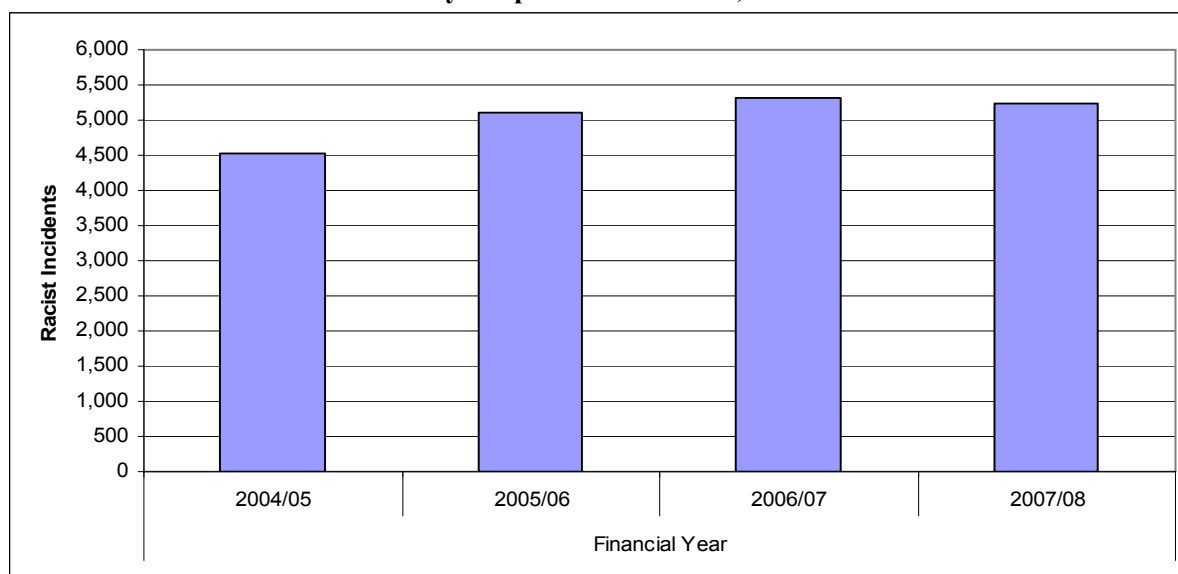
#### 1. Introduction

The definition of a racist incident, as given by Sir William MacPherson in his Report on the Stephen Lawrence Inquiry, is “**any incident which is perceived to be racist by the victim or any other person**”. This bulletin presents centrally collated statistics on racist incidents that have been recorded using this definition by the eight Scottish police forces.

Any racist incident reported to the police may involve one or more victims, one or more perpetrators, and result in one or more crimes or offences being recorded. This bulletin reports details of all incidents, all crimes or offences associated with each incident, and, where possible, details of the victims and perpetrators. It is also important to note that these statistics only cover incidents reported to the police, not all racist incidents.

This publication presents statistics on racist incidents recorded by the eight Scottish police forces for financial years 2006/07 and 2007/08 along with slightly revised figures relating to previously published information for financial years 2004/05 and 2005/06. Please note that these statistics are provisional and are subject to further revision. Please see the notes section for further information on these revisions.

**Chart 1 Racist incidents recorded by the police in Scotland, 2004/05 to 2007/08**



<b>1.</b>	<b>Introduction .....</b>	<b>1</b>
<b>2.</b>	<b>Commentary .....</b>	<b>3</b>
2.1	<i>Incidents recorded by the police, by police force area.....</i>	<i>3</i>
2.2	<i>Information about the detail of the incidents.....</i>	<i>3</i>
2.3	<i>Information about crimes recorded resulting from the incidents.....</i>	<i>4</i>
2.4	<i>Information about victims of racist incidents.....</i>	<i>5</i>
2.5	<i>Information about perpetrators of racist incidents.....</i>	<i>5</i>
<b>3.</b>	<b>Notes on statistics used in this bulletin.....</b>	<b>6</b>
3.1	<i>Background.....</i>	<i>6</i>
3.2	<i>Returns.....</i>	<i>6</i>
3.3	<i>Recording Issues.....</i>	<i>6</i>
3.4	<i>Reporting Practices.....</i>	<i>6</i>
3.5	<i>Crimes and offences cleared up.....</i>	<i>6</i>
3.6	<i>Definitions.....</i>	<i>7</i>
3.7	<i>Classification.....</i>	<i>8</i>
3.8	<i>Scottish Crime Recording Standard.....</i>	<i>8</i>
3.9	<i>Census figures for Scottish Population 2001.....</i>	<i>9</i>
<b>4.</b>	<b>Appendix of Tables.....</b>	<b>10</b>
<b>5.</b>	<b>Classification of Crimes and Offences as used in this bulletin.....</b>	<b>18</b>

## **2. Commentary**

### **2.1 Incidents recorded by the police, by police force area**

The total number of incidents recorded by the police in Scotland fell by 1 per cent from 2006/07 to 2007/08 (from 5,321 to 5,243), compared with a 4 per cent increase from 2005/06 to 2006/07 (from 5,111 to 5,321). However, the number of crimes recorded increased in 2007/08 (from 6,653 crimes in 2006/07 to 6,672 crimes in 2007/08), which equates to an increase of less than half of one per cent. The number of crimes recorded increased by 3 per cent from 2005/06 to 2006/07 (from 6,445 to 6,653) (Table 1).

Three forces showed year on year increases in the number of racist incidents recorded from 2006/07 to 2007/08 (Northern, Strathclyde and Tayside). This followed a fall in the number of incidents for each of the three forces in 2006/07. Of the other five forces, Fife experienced a decrease in racist incidents in both 2006/07 and 2007/08, with the other four (Central, Dumfries and Galloway, Grampian and Lothian and Borders) experiencing increases in 2006/07 then decreases in 2007/08 (Table 1). The number of incidents, as a rate per 10,000 local population, is generally much higher in urban areas (Aberdeen, Dundee, Edinburgh and Glasgow) than the more rural areas (Table 2).

Over the period 2004/05 to 2007/08, racist incidents in Scotland have increased by 16 per cent. There could be a number of reasons for this. Forces' work with a range of victim support agencies to encourage reporting may be one reason for these increases. Other factors which could have impacted on the numbers are an increasing public intolerance of such behaviour, and increased public confidence that reporting such incidents is worthwhile. There have also been improvements in data collection, and the introduction of centralised call centres has encouraged the reporting of all incidents. It should be noted however that the number of racist incidents recorded fell slightly in the latest period.

### **2.2 Information about the detail of the incidents**

Various information was recorded in relation to the incident, such as the location where the incident took place, the date and time of the incident, and whether a crime was recorded as part of the incident.

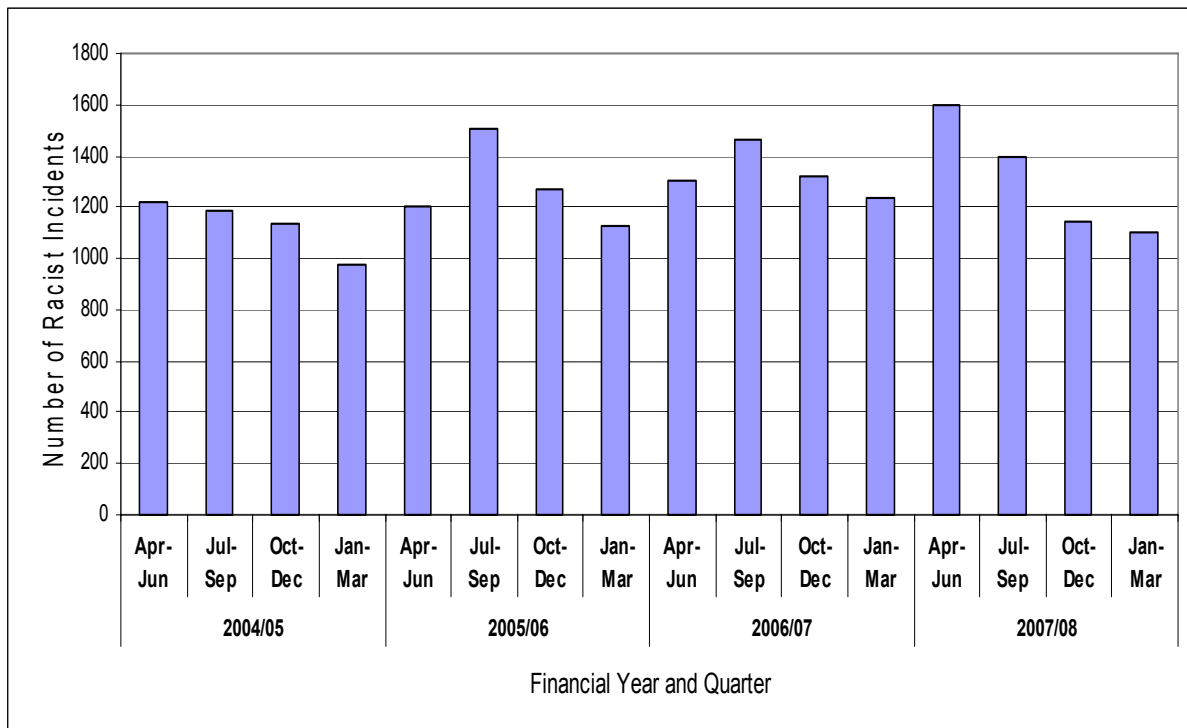
In the four years covered by this bulletin, around 95 per cent of incidents reported resulted in one or more crimes being recorded (Table 1).

As Table 3 shows, in all four years covered by this publication, the most common location for an incident was the street (around a third of all incidents), followed by a shop (around a fifth of all incidents) and then a dwelling house (just under a fifth of all incidents). These three locations accounted for 70 per cent of all racist incidents in 2007/08, which is the same as in 2006/07. It should be noted that, due to recording issues, Lothian and Borders Police were unable to provide information on the location of incidents in 2006/07. As a result, caution should be exhibited when making annual comparisons on the location of incidents.

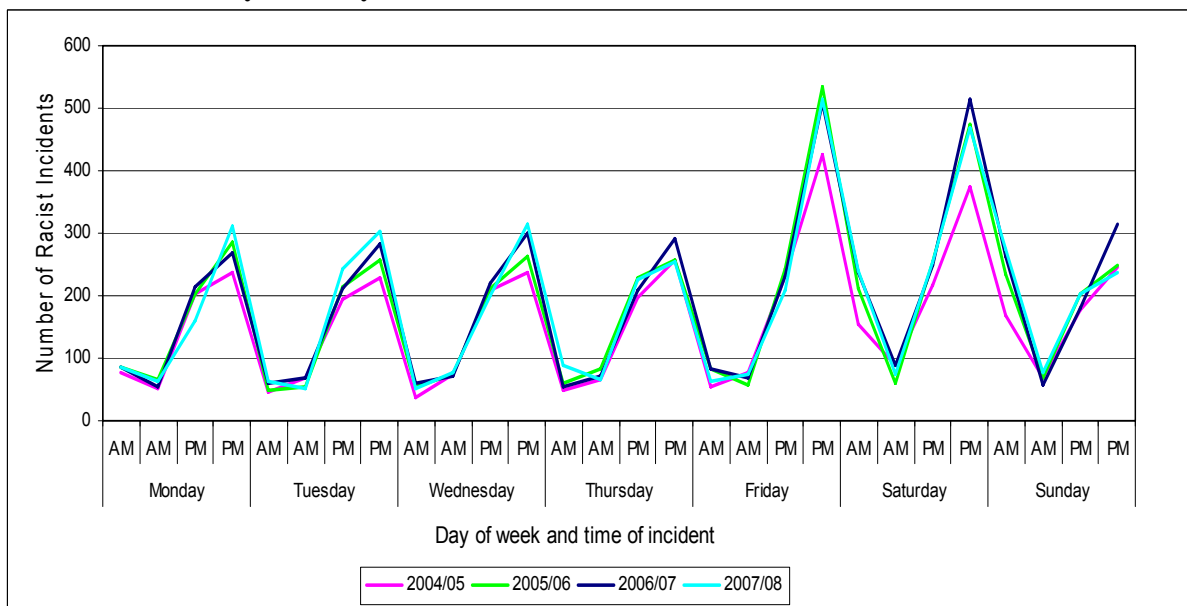
Generally most incidents were recorded during the summer months (Chart 2 and Table 4). The most common days on which an incident occurred were Friday and Saturday in all four years covered by the publication (Chart 3 and Table 5).

Approximately 76 per cent of incidents in 2007/08 were reported to the police by the victim, which is a decrease from 82 per cent in 2006/07 and around 85 per cent in previous years. Other reporters included witnesses of the incident, the police and agencies reporting on behalf of the victim (Table 6).

**Chart 2 Incidents by financial year and quarter, 2004/05 to 2007/08**



**Chart 3 Incidents by weekday and time, 2004/05 to 2007/08**



**2.3 Information about crimes recorded resulting from the incidents**

The most frequently recorded crime was racially aggravated conduct, accounting for over half of all racist related crimes recorded over the four year period covered by this publication. This is followed by breach of the peace, minor assault, fire-raising/vandalism, and then racially aggravated harassment. In each year, these five crimes accounted for around 95 per cent of all crimes and offences recorded

resulting from a racist incident (Table 7a). Definitions of racially aggravated conduct and racially aggravated harassment are included at 3.6.

Just over 58 per cent of all racist crimes recorded in 2007/08 were cleared-up, which was similar to 2006/07 (Table 7b). The clear-up rate differs depending on the crime, with over 84 per cent of crimes included in the 'other crimes' group being cleared-up (this group includes handling offensive weapons, drug crimes and resisting arrest). This compared with a clear-up rate of just under 30 per cent for those offences contained within the 'other offences' group (this group includes motor vehicle offences).

#### **2.4 Information about victims of racist incidents**

In each year, around 50 per cent of victims were of Asian origin (that is, Indian, Pakistani, Bangladeshi or other Asian), with the majority being Pakistani (Table 8). The largest visible minority ethnic group in the Scottish population is Pakistani, based on the 2001 census figures (Section 3, part 3.9).

The proportion of male victims has remained more or less unchanged at around 75 per cent over the four year period covered by the publication. Over this period there were an additional 1,326 victims whose age and/or gender were not recorded. These were not included when calculating the above proportions (Table 10).

When recording whether the victim had reported previous incidents within the previous 2 years to the police, not all forces were able to supply the number of incidents previously reported. These have been described as 'unknown' in the data (Table 11). In each year, the majority of people (around 75 per cent in each year) reporting an incident were doing so for the first time. Just under 15 per cent of people had made 1 or 2 previous reports. These percentages are based on those incidents for which previous incident information is known.

#### **2.5 Information about perpetrators of racist incidents**

This information by its nature is only fully available where the incident has been fully resolved, and any crime involved has been detected. For those incidents where this information was available, in each year, approximately 95 per cent of perpetrators were of white origin (Table 12).

Around 46 per cent of perpetrators in 2007/08 were aged 20 or under, which is down from around 50 per cent in previous years (Table 14). Around 23 per cent were under 16 in 2007/08, making them eligible for referral to the Scottish Children's Reporter Administration (SCRA) rather than the Procurator Fiscal (Table 14). Over the four year period there were an additional 1,180 perpetrators whose age and/or gender were not recorded. These were not included when calculating the above proportions.

In all years, the most frequently recorded action taken by the police is referral to the Procurator Fiscal or the SCRA. This accounts for around 79 per cent of perpetrators in 2004/05 and 2005/06 and for around 69 per cent of perpetrators in 2006/07 and 2007/08 (Table 15).

### **3. Notes on statistics used in this bulletin**

#### **3.1 Background**

In response to the Stephen Lawrence Inquiry, the then Scottish Executive produced an action plan to progress the recommendations set out in the MacPherson report, which included the setting up of a statistical collection covering racist incidents.

The definition of a racist incident as given by Sir William MacPherson in his Report on the Stephen Lawrence Inquiry is:

**“A racist incident is any incident which is perceived to be racist by the victim or any other person.”**

In the context of the data for this bulletin, the above definition was used.

#### **3.2 Returns**

The return from which figures in this bulletin are taken is a simple count of the number of incidents recorded by the police and the crimes, victims and perpetrators arising from these incidents. Only returns from the eight Scottish home forces are included in this bulletin.

#### **3.3 Recording Issues**

In one incident, one or more victims may be involved, and one or more perpetrators. There may be no criminal element, or several crimes or offences may occur - e.g. a house may be broken into and vandalised and the occupants assaulted - all the offences are counted.

In Scotland, assault is a common law offence. In order to distinguish between serious and minor assaults, police forces use a common definition of what constitutes a serious assault.

At the time of publication, information on the location of incidents recorded by Lothian and Borders Police in 2006/07 was not available.

Furthermore, quality assurance checks during the preparation of this bulletin have shown that some duplicate records are present in the database. This has led to the removal of a small number of incidents from the figures for 2004/05 and 2005/06. However, it is not possible to remove all the duplicate records from the crime, victim or perpetrators database at this time, and so these figures may be slightly overstated for all years. It is estimated that the extent of this double counting does not affect the number of incidents, and is no more than 1 per cent of the total number of crimes, victims or perpetrators, and so will not significantly influence the overall results. Given this assessment of the impact, it was felt that it was in the public interest to publish these statistics as provisional figures, subject to minor revision in the future. Further work will be undertaken before the publication of the 2008/09 figures to address this issue and update the figures.

#### **3.4 Reporting Practices**

These statistics do not record every occurrence of racist incidents in Scotland. Not all incidents are reported to the police. The 2006 Scottish Crime and Victimization Survey<sup>1</sup> estimated that approximately 38 per cent of total crimes came to the attention of the police.

---

<sup>1</sup> Further details about the 2006 Scottish Crime and Victimization Survey can be obtained from the main findings paper available at <http://www.scotland.gov.uk/Publications/2007/10/12094216/0>

### 3.5 Crimes and offences cleared up

The definition of "cleared up" is noted below. This definition came into force with effect from 1 April 1996.

*A crime or offence is regarded as cleared up where there exists a sufficiency of evidence under Scots law, to justify consideration of criminal proceedings notwithstanding that a report is not submitted to the Procurator Fiscal because either*

- (i) by standing agreement with the Procurator Fiscal, the police warn the accused due to the minor nature of the offence, or*
- (ii) reporting is inappropriate due to the non-age of the accused, death of the accused or other similar circumstances.*

### 3.6 Definitions

*Racially-aggravated* - the offender evinces towards the person affected malice and ill-will based on that person's membership (or presumed membership) of a racial group; or the course of conduct or action is motivated (wholly or partly) by malice and ill-will towards members of a racial group based on their membership of that group.

*Racially-aggravated harassment* - a racially-aggravated course of conduct, amounting to harassment

*Racially-aggravated conduct* - to act in a manner, including speech, which is racially aggravated and which causes, or is intended to cause, a person alarm or distress.

*Ethnicity* – forces were asked to use the standard 13 groups listed below to record the ethnic group of victim and perpetrator. An individual is asked to 'self declare' their ethnic origin.

#### **Ethnic Groups collected**

Ethnic Group	Descriptor
1	White British
2	White Irish
3	Other White background
4	Mixed
5	Indian
6	Pakistani
7	Bangladeshi
8	Other Asian background
9	Caribbean
10	African
11	Other Black Background
12	Chinese
13	Other – please specify

*Incident* - an incident is any communication by whatever means about a matter which comes to the police attention which they may be required to act upon.

*Crime* - an act committed in violation of the law (common law or statute). Any single incident may include a number of crimes, or there might be no criminal element.

*Victim* - in any incident, there could be one or more victims.

*Perpetrator* - in any incident, there could be one or more perpetrators.

The following totals indicate the data collected. Note that crimes, victims and perpetrators can have multiple entries per incident as well as multiple entries with one another. (i.e. one crime may have several victims/perpetrators):

**Total incidents, crimes, victims and perpetrators, by financial year, 2004/05 to 2007/08**

Data collected	Financial Year			
	2004/05	2005/06	2006/07	2007/08
Racist Incidents	4,519	5,111	5,321	5,243
Crimes	5,734	6,445	6,653	6,672
Victims	5,060	5,819	5,961	5,789
Perpetrators	3,329	4,103	5,085	5,008

### **3.7 Classification**

Contraventions of Scottish criminal law are divided for statistical purposes into crimes and offences. The term "crime" is *generally* used for the more serious criminal acts; the less serious are termed "offences", although the term "offence" may also be used in relation to serious breaches of criminal law. The distinction is made only for working purposes and the "seriousness" of the offence is *generally* related to the maximum sentence that can be imposed.

The detailed classification of crimes and offences used by The Scottish Government to collect criminal statistics contains about 360 codes. These are grouped in the bulletin as shown on page 18.

### **3.8 Scottish Crime Recording Standard**

It is expected that the numbers of crimes would have been affected by the implementation (from 1 April 2004) of the Scottish Crime Recording Standard (SCRS), which means that no corroborative evidence is required initially to record a crime related incident as a crime if so perceived by the victim. This was expected to increase the numbers of minor crimes recorded by the police, such as minor crimes of vandalism, minor assaults and breach of the peace.

Previously, where there were crimes which the victim did not wish the police to actively investigate (for instance, if they were concerned that this could lead to more trouble), the crime itself would not have been recorded. Therefore the SCRS is thought to have caused an increase in the number of crimes recorded where there is no real possibility of clearing up the crime, which has an impact on the clear up rates.

### 3.9 *Census figures for Scottish Population 2001*

The following table gives the most recent census figures for the ethnicity of the population of Scotland.

#### **Scottish Population by Ethnic Group, 2001**

	Percentage of Total Population	Percentage of Minority Ethnic Population	Base
White British	95.47	n/a	4,832,756
White Irish	0.98	n/a	49,428
Other White	1.54	n/a	78,150
Indian	0.3	14.79	15,037
Pakistani	0.63	31.27	31,793
Bangladeshi	0.04	1.95	1,981
Chinese	0.32	16.04	16,310
Other South Asian	0.12	6.09	6,196
Caribbean	0.04	1.75	1,778
African	0.10	5.03	5,118
Black Scottish or other Black	0.02	1.11	1,129
Any Mixed Background	0.25	12.55	12,764
Other Ethnic Group	0.19	9.41	9,571
<b>All Minority Ethnic Population</b>	<b>2.01</b>	<b>100</b>	<b>101,677</b>
<b>All Population</b>	<b>100</b>	<b>n/a</b>	<b>5,062,011</b>

Source: General Register Office for Scotland, Analysis of Ethnicity in the 2001 Census

#### 4. Appendix of Tables

##### **Racist Incidents**

Table 1 Racist incidents recorded, by police force area, 2004/05 to 2007/08 <sup>1</sup> .....	11
Table 2 Racist incidents recorded, by local authority area, 2004/05 to 2007/08.....	12
Table 3 Racist incidents recorded, by location of incident, 2004/05 to 2007/08.....	13
Table 4 Racist incidents recorded, by quarter, 2004/05 to 2007/08.....	13
Table 5 Racist incidents recorded, by day of week, 2004/05 to 2007/08.....	13
Table 6 Racist incidents recorded, by category of person making initial report, 2004/05 to 2007/08.....	14

##### **Crimes**

Table 7a Crimes recorded by the police as part of racist incidents, 2004/05 to 2007/08 <sup>1</sup> .....	14
Table 7b Clear-up rate of crimes recorded by the police as part of racist incidents, 2004/05 to 2007/08 <sup>1</sup> .....	14

##### **Victims**

Table 8 Ethnic origin of victims of racist incidents, 2004/05 to 2007/08 <sup>1</sup> .....	15
Table 9 Main language of victims of racist incidents, 2004/05 to 2007/08 <sup>1</sup> .....	15
Table 10 Age and gender of victims of racist incidents, 2004/05 to 2007/08 <sup>1</sup> .....	15
Table 11 Number of previous incidents reported to police by victim, 2004/05 to 2007/08 <sup>1</sup> .....	16

##### **Perpetrators**

Table 12 Ethnic origin of perpetrators of racist incidents, 2004/05 to 2007/08 <sup>1</sup> .....	16
Table 13 Main language of perpetrators of racist incidents, 2004/05 to 2007/08 <sup>1</sup> .....	16
Table 14 Age and gender of perpetrators of racist incidents, 2004/05 to 2007/08 <sup>1</sup> .....	17
Table 15 Police action taken with regard to perpetrator, 2004/05 to 2007/08 <sup>1</sup> .....	17

##### Note:

1 These statistics should be treated as provisional. Please see note 3.3 for further information.

**Table 1 Racist incidents recorded, by police force area, 2004/05 to 2007/08<sup>1</sup>**

Police force		2004/05	2005/06	2006/07	2007/08
Central	Total Incidents	280	354	357	336
	Incidents which involved 1 or more crimes	275	353	348	336
	Total Crimes	402	571	526	522
Dumfries and Galloway	Total Incidents	78	89	102	63
	Incidents which involved 1 or more crimes	69	73	71	57
	Total Crimes	85	91	95	57
Fife	Total Incidents	302	241	193	149
	Incidents which involved 1 or more crimes	276	205	193	149
	Total Crimes	464	355	270	218
Grampian	Total Incidents	437	386	438	391
	Incidents which involved 1 or more crimes	435	386	435	389
	Total Crimes	701	674	876	735
Lothian and Borders	Total Incidents	814	1,292	1,521	1,388
	Incidents which involved 1 or more crimes	814	1,280	1,521	1,387
	Total Crimes	913	1,306	1,543	1,490
Northern	Total Incidents	123	128	123	140
	Incidents which involved 1 or more crimes	116	128	113	130
	Total Crimes	217	144	144	188
Strathclyde	Total Incidents	2,152	2,216	2,213	2,396
	Incidents which involved 1 or more crimes	1,939	2,074	2,050	2,192
	Total Crimes	2,620	2,900	2,823	3,082
Tayside	Total Incidents	333	405	374	380
	Incidents which involved 1 or more crimes	332	405	374	380
	Total Crimes	332	404	376	380
<b>Scotland</b>	<b>Total Incidents</b>	<b>4,519</b>	<b>5,111</b>	<b>5,321</b>	<b>5,243</b>
	<b>Incidents which involved 1 or more crimes</b>	<b>4,256</b>	<b>4,904</b>	<b>5,105</b>	<b>5,020</b>
	<b>Total Crimes</b>	<b>5,734</b>	<b>6,445</b>	<b>6,653</b>	<b>6,672</b>

<sup>1</sup> These statistics should be treated as provisional. Please see note 3.3 for further information.

**Table 2 Racist incidents recorded, by local authority area, 2004/05 to 2007/08**

Local Authority	2004/05		2005/06		2006/07		2007/08	
	Number	Rate per 10,000 Population	Number	Rate per 10,000 Population	Number	Rate per 10,000 Population	Number	Rate per 10,000 Population
Aberdeen City	313	15.4	267	13.2	309	14.9	322	15.4
Aberdeenshire	86	3.7	75	3.2	88	3.7	31	1.3
Angus	46	4.2	66	6.0	55	5.0	50	4.6
Argyll & Bute	33	3.6	25	2.8	43	4.7	34	3.7
Clackmannanshire	50	10.4	49	10.1	58	11.9	58	11.6
Dumfries & Galloway	78	5.3	89	6.0	102	6.9	63	4.2
Dundee City	217	15.3	246	17.3	242	17.0	244	17.2
East Ayrshire	75	6.3	67	5.6	78	6.5	69	5.8
East Dunbartonshire	41	3.8	33	3.1	33	3.1	42	4.0
East Lothian	28	3.1	38	4.1	64	6.9	54	5.7
East Renfrewshire	48	5.4	55	6.1	40	4.5	33	3.7
Edinburgh, City of	599	13.2	972	21.2	1,179	25.4	1,018	21.7
Eilean Siar	18	6.9	12	4.6	8	3.0	10	3.8
Falkirk	160	10.9	182	12.2	167	11.2	171	11.3
Fife	302	8.5	241	6.8	193	5.4	149	4.1
Glasgow City	1,226	21.2	1,277	22.1	1,209	20.8	1,301	22.4
Highland	97	4.6	107	5.0	107	5.0	122	5.6
Inverclyde	32	3.9	36	4.4	31	3.8	52	6.4
Midlothian	52	6.5	81	10.2	40	5.0	65	8.2
Moray	38	4.3	44	5.0	41	4.7	38	4.4
North Ayrshire	91	6.7	103	7.6	102	7.5	99	7.3
North Lanarkshire	181	5.6	207	6.4	234	7.2	282	8.7
Orkney Islands	4	2.1	4	2.0	3	1.5	5	2.5
Perth & Kinross	70	5.1	93	6.7	77	5.5	86	6.1
Renfrewshire	131	7.7	86	5.1	130	7.7	123	7.3
Scottish Borders	26	2.4	43	3.9	41	3.7	47	4.2
Shetland Islands	4	1.8	5	2.3	5	2.3	3	1.4
South Ayrshire	42	3.8	64	5.7	45	4.0	63	5.6
South Lanarkshire	162	5.3	181	5.9	199	6.5	212	6.8
Stirling	70	8.1	123	14.1	132	15.0	107	12.1
West Dunbartonshire	90	9.8	82	9.0	69	7.6	86	9.4
West Lothian	109	6.7	158	9.6	197	11.9	204	12.2
<b>Scotland</b>	<b>4,519</b>	<b>8.9</b>	<b>5,111</b>	<b>10.0</b>	<b>5,321</b>	<b>10.4</b>	<b>5,243</b>	<b>10.2</b>

**Table 3 Racist incidents recorded, by location of incident, 2004/05 to 2007/08**

Location	2004/05	2005/06	2006/07 <sup>1</sup>	2007/08
Dwelling House	804	845	645	913
Street	1,396	1,762	1,213	1,626
Shop	1,101	1,144	797	1,121
Restaurant/Takeaway	388	449	348	389
Other Business	129	164	117	144
Public transport/bus stop	51	74	71	88
School/College	73	71	59	69
Sporting venue	17	21	22	24
Pubs/Place of public entertainment	143	185	143	213
Place of worship	12	28	15	31
Medical premises	47	61	46	59
Other	358	307	324	566
<b>Total</b>	<b>4,519</b>	<b>5,111</b>	<b>3,800</b>	<b>5,243</b>

<sup>1</sup> At the time of publication, information on the location of the incident was not available for Lothian and Borders police force.

**Table 4 Racist incidents recorded, by quarter, 2004/05 to 2007/08**

Month <sup>1</sup>	2004/05	2005/06	2006/07	2007/08
April to June	1,221	1,206	1,303	1,599
July to September	1,187	1,508	1,464	1,398
October to December	1,138	1,267	1,317	1,146
January to March	973	1,130	1,237	1,100
<b>Total</b>	<b>4,519</b>	<b>5,111</b>	<b>5,321</b>	<b>5,243</b>

<sup>1</sup> Where the date was unknown, forces were asked to record as 15th of month; if month unknown, asked to record as 15th June.

**Table 5 Racist incidents recorded, by day of week, 2004/05 to 2007/08**

Day <sup>1</sup>	2004/05	2005/06	2006/07	2007/08
Monday	569	639	624	621
Tuesday	538	576	624	661
Wednesday	557	600	651	640
Thursday	571	629	628	635
Friday	789	915	892	858
Saturday	834	999	1,088	1,036
Sunday	661	753	814	792
<b>Total</b>	<b>4,519</b>	<b>5,111</b>	<b>5,321</b>	<b>5,243</b>

<sup>1</sup> Where the date was unknown, forces were asked to record as 15th of month; if month unknown, asked to record as 15th June. The 'day' variable was then calculated from this date. Some days will therefore include unknown values.

**Table 6 Racist incidents recorded, by category of person making initial report, 2004/05 to 2007/08**

Reporter	2004/05	2005/06	2006/07	2007/08
Victim	3,833	4,390	4,372	3,986
Police	158	220	350	518
Third party agency report	31	74	38	50
Witness	282	213	331	404
Other	215	214	230	285
<b>Total</b>	<b>4,519</b>	<b>5,111</b>	<b>5,321</b>	<b>5,243</b>

**Table 7a Crimes recorded by the police as part of racist incidents, 2004/05 to 2007/08<sup>1</sup>**

	Number of crimes recorded			
	2004/05	2005/06	2006/07	2007/08
<b>Crimes of violence and indecency</b> (groups 1 and 2)	69	83	75	65
<b>Crimes of dishonesty</b>	62	67	83	73
<b>Fire-raising, vandalism etc</b>	468	573	470	456
<b>Other crimes</b>	82	96	105	84
<b>Total offences - of which</b>	<b>5,053</b>	<b>5,626</b>	<b>5,918</b>	<b>5,985</b>
Minor Assault	749	877	908	811
Breach of the peace	916	794	859	1,066
Racially aggravated harassment	360	299	237	245
Racially aggravated conduct	2,969	3,583	3,810	3,778
Other offences	59	73	104	85
<b>Unknown crimes/offences</b>	<b>0</b>	<b>0</b>	<b>2</b>	<b>9</b>
<b>Total</b>	<b>5,734</b>	<b>6,445</b>	<b>6,653</b>	<b>6,672</b>

<sup>1</sup> These statistics should be treated as provisional. Please see note 3.3 for further information.

**Table 7b Clear-up rate of crimes recorded by the police as part of racist incidents, 2004/05 to 2007/08<sup>1</sup>**

	Percentage clear-up rate			
	2004/05	2005/06	2006/07	2007/08
<b>Crimes of violence and indecency</b> (groups 1 and 2)	49.3	33.7	49.3	55.4
<b>Crimes of dishonesty</b>	48.4	46.3	47.0	47.9
<b>Fire-raising, vandalism etc</b>	33.3	31.9	38.1	36.4
<b>Other crimes</b>	81.7	81.3	89.5	84.5
<b>Total offences - of which</b>	<b>56.2</b>	<b>55.7</b>	<b>59.5</b>	<b>59.7</b>
Minor Assault	51.4	52.9	55.4	56.8
Breach of the peace	62.1	55.9	67.2	62.4
Racially aggravated harassment	56.9	46.2	57.0	57.1
Racially aggravated conduct	56.1	57.6	59.6	60.4
Other offences	23.7	31.5	34.6	28.2
<b>Total</b>	<b>54.5</b>	<b>53.6</b>	<b>58.2</b>	<b>58.1</b>

<sup>1</sup> These statistics should be treated as provisional. Please see note 3.3 for further information.

**Table 8 Ethnic origin of victims of racist incidents, 2004/05 to 2007/08<sup>1</sup>**

Ethnic Group	2004/05	2005/06	2006/07	2007/08
White British	822	1,030	986	1,030
White Irish	63	91	139	121
Other White	129	124	413	476
Mixed	127	149	170	152
Indian	443	430	506	490
Pakistani	1,777	1,546	1,829	1,654
Bangladeshi	67	26	67	48
Other Asian	508	984	533	559
Caribbean	92	170	60	53
African	322	325	404	443
Other Black	118	68	110	181
Chinese	151	153	183	117
Other	296	378	339	290
Unknown	145	345	222	175
<b>Total</b>	<b>5,060</b>	<b>5,819</b>	<b>5,961</b>	<b>5,789</b>

<sup>1</sup> These statistics should be treated as provisional. Please see note 3.3 for further information.

**Table 9 Main language of victims of racist incidents, 2004/05 to 2007/08<sup>1</sup>**

Language	2004/05	2005/06	2006/07	2007/08
Arabic				
Bengali				
Chinese				
English				
Hindi				
Punjabi				
Urdu				
Other				
Unknown				
<b>Total</b>				

**Information on main language of victims will be included as soon as possible.**

<sup>1</sup> These statistics should be treated as provisional. Please see note 3.3 for further information.

**Table 10 Age and gender of victims of racist incidents, 2004/05 to 2007/08<sup>1</sup>**

Gender	Age	2004/05	2005/06	2006/07	2007/08
Male	Under 16	198	217	270	171
	16 to 20	280	332	348	305
	21 to 25	481	525	663	635
	26 to 35	1,172	1,286	1,414	1,314
	36 to 50	1,128	1,284	1,202	1,269
	Over 50	355	347	312	370
	<b>Total Male</b>		<b>3,614</b>	<b>3,991</b>	<b>4,209</b>
Female	Under 16	116	135	200	115
	16 to 20	96	109	140	128
	21 to 25	165	189	182	202
	26 to 35	362	417	383	428
	36 to 50	363	456	414	411
	Over 50	111	105	108	90
	<b>Total Female</b>		<b>1,213</b>	<b>1,411</b>	<b>1,427</b>
Unknown age/gender		233	417	325	351
<b>Total</b>		<b>5,060</b>	<b>5,819</b>	<b>5,961</b>	<b>5,789</b>

<sup>1</sup> These statistics should be treated as provisional. Please see note 3.3 for further information.

**Table 11 Number of previous incidents reported to police by victim, 2004/05 to 2007/08<sup>1</sup>**

Number of incidents <sup>2</sup>	2004/05	2005/06	2006/07	2007/08
None - first report	3,670	4,427	4,107	4,101
1	447	509	529	495
2	217	241	247	253
3	121	132	131	145
4	73	96	74	91
5	52	61	49	67
6	47	47	50	34
7	32	34	36	20
8	25	21	31	21
9	20	20	24	17
10 or more	110	105	150	137
Unknown	246	126	533	408
<b>Total</b>	<b>5,060</b>	<b>5,819</b>	<b>5,961</b>	<b>5,789</b>

<sup>1</sup> These statistics should be treated as provisional. Please see note 3.3 for further information.

<sup>2</sup> Previous incidents occurring within the previous 2 years

**Table 12 Ethnic origin of perpetrators of racist incidents, 2004/05 to 2007/08<sup>1</sup>**

Ethnic Group	2004/05	2005/06	2006/07	2007/08
White British	3,070	3,744	4,324	4,278
White Irish	16	32	32	58
Other White	19	20	101	61
Mixed	41	14	13	17
Indian	7	12	22	12
Pakistani	41	51	54	50
Bangladeshi	3	3	2	0
Other Asian	21	36	52	32
Caribbean	3	3	41	4
African	17	18	22	30
Other Black	5	6	6	14
Chinese	1	5	1	3
Other	11	22	11	14
Unknown	74	137	404	435
<b>Total</b>	<b>3,329</b>	<b>4,103</b>	<b>5,085</b>	<b>5,008</b>

<sup>1</sup> These statistics should be treated as provisional. Please see note 3.3 for further information.

**Table 13 Main language of perpetrators of racist incidents, 2004/05 to 2007/08<sup>1</sup>**

Language	2004/05	2005/06	2006/07	2007/08
Arabic				
Bengali				
Chinese				
English				
Hindi				
Punjabi				
Urdu				
Other				
Unknown				
<b>Total</b>				

**Information on main language of perpetrators will be included as soon as possible.**

<sup>1</sup> These statistics should be treated as provisional. Please see note 3.3 for further information.

**Table 14 Age and gender of perpetrators of racist incidents, 2004/05 to 2007/08<sup>1</sup>**

Gender	Age	2004/05	2005/06	2006/07	2007/08
Male	Under 16	594	693	936	788
	16 to 20	647	938	910	840
	21 to 25	341	402	467	503
	26 to 35	435	489	612	564
	36 to 50	386	464	592	617
	Over 50	120	122	202	223
	<b>Total Male</b>		<b>2,523</b>	<b>3,108</b>	<b>3,719</b>
Female	Under 16	162	288	303	228
	16 to 20	112	174	223	186
	21 to 25	67	78	83	100
	26 to 35	159	130	145	174
	36 to 50	131	159	189	191
	Over 50	31	42	50	55
	<b>Total Female</b>		<b>662</b>	<b>871</b>	<b>993</b>
Unknown gender/age		144	124	373	539
<b>Total</b>		<b>3,329</b>	<b>4,103</b>	<b>5,085</b>	<b>5,008</b>

<sup>1</sup> These statistics should be treated as provisional. Please see note 3.3 for further information.

**Table 15 Police action taken with regard to perpetrator, 2004/05 to 2007/08<sup>1</sup>**

Action taken	2004/05	2005/06	2006/07	2007/08
Referral to Procurator Fiscal or SCRA	2,516	3,183	3,354	3,447
Police warning	143	62	124	81
Referred to other agency for action	76	93	3	9
Other action	370	509	553	716
No further action	138	141	854	731
Unknown	86	115	197	24
<b>Total</b>	<b>3,329</b>	<b>4,103</b>	<b>5,085</b>	<b>5,008</b>

<sup>1</sup> These statistics should be treated as provisional. Please see note 3.3 for further information.

**5. Classification of Crimes and Offences as used in this bulletin**

<b><u>CRIMES</u></b>	
<b><u>Crimes of Violence and Indecency</u></b> Includes	Total of group 1 and 2 crimes  Murder, attempted murder, serious assault, culpable homicide, robbery Rape & attempted rape, lewd and libidinous practices, procurement and other sexual offences
<b><u>Crimes Involving Dishonesty</u></b> Includes	Housebreaking, theft of motor vehicle, shoplifting, fraud, other crimes of dishonesty
<b><u>Crimes of Fire-Raising, Vandalism Etc</u></b> Includes	Fire-raising, vandalism, other malicious and reckless conduct
<b><u>Other Crimes</u></b> Includes	Handling offensive weapons, drug crimes, resisting arrest, crimes against public order
<b><u>OFFENCES</u></b> Includes	Minor assault, breach of the peace, racially aggravated harassment, racially aggravated conduct Motor vehicle offences, anti-social behaviour offences

# SCOTTISH GOVERNMENT STATISTICIAN GROUP

## OUR AIM

To provide relevant and reliable information, analysis and advice that meet the needs of government, business and the people of Scotland.

## OBJECTIVES

1. To produce statistics and analysis relevant to user needs by
  - Developing our understanding of customer requirements to ensure statistics are kept relevant and analysis is well targeted;
  - Developing the range of statistics and analysis we produce;
  - Where practicable improving timeliness;
  - Providing more statistics disaggregated by age, gender and ethnicity;
  - Developing more data for small areas through the Neighbourhood Statistics project;
  - Contributing to production of comparable statistics across the UK and internationally.
2. To ensure effective use of our statistics by
  - Contributing more directly to policy processes inside and where possible outside government;
  - Improving access to and presentation of data and analysis;
  - Improving the advice provided on statistics.
3. To work effectively with users and providers by
  - Maintaining arrangements to consult and involve users and providers;
  - Involving users and providers in planning developments in outputs and processes;
  - Minimising the burden on data providers through dropping or streamlining collections as appropriate, to ensure the benefits of the information justify the costs of collection.
4. To develop the quality of statistics by
  - Assuring and improving quality as an integral part of data collection and analysis and through regular reviews in line with National Statistics quality strategy;
  - Developing statistical methods, systems and classifications;
  - Working with the rest of the Government Statistical Service to develop joint approaches/solutions where appropriate.
5. To assure the integrity of statistics by
  - Maintaining and promoting integrity through implementation of the National Statistics Code of Practice and related protocols;
  - Safeguarding the confidentiality of data subjects.
6. To ensure the efficient and effective delivery of statistics products and services by
  - Making best use of all sources including administrative sources;
  - Working with other analysts to maximise the contribution of our own and other analysts' work;
  - Ensuring value for money;
  - Making best use of Information and Communications Technology;
  - Ensuring effective communication within the Statistician Group.
7. To develop our workforce and competences
  - Ensuring recruitment of staff with the necessary skills and potential;
  - Ensuring development of expertise amongst existing staff;
  - Promoting and upholding the standards of the statistics profession.

## Correspondence and enquiries

Enquiries on 'Racist Incidents recorded by the police in Scotland, 2004/05 to 2007/08' should be addressed to:

Andrew Murray  
Justice Analytical Services  
DG Justice and Communities  
1<sup>st</sup> Floor West Rear, St Andrews House  
Edinburgh EH1 3DG  
Telephone: 0131 244 8322; Fax: 0131 244 2109  
e-mail: andrew.murray@scotland.gsi.gov.uk

General enquiries on Scottish Government statistics can be addressed to:

Angela McLean  
Office of the Chief Statistician  
Scottish Government  
3 Floor West Rear, St Andrews House  
EDINBURGH EH1 3DG  
Telephone: (0131) 244 0442; Fax: (0131) 244 2223  
e-mail: statistics.enquiries@scotland.gsi.gov.uk

Advice on specific areas of Scottish Government statistical work can be obtained from staff at the telephone numbers given below:

### Scottish Government Statistics contacts

Agricultural census and labour force	(0131) 244 6150
Business	(0141) 242 5446
Community Care	(0131) 244 3777
Courts and law	(0131) 244 2227
Environment	(0131) 244 0445
Equality	(0131) 244 0324
Fisheries	(0131) 244 6441
Further and Higher Education	(0141) 242 0273
Health	(0131) 244 3432
Housing	(0131) 244 7236
Income, Tax and Benefits	(0131) 244 2583
Labour market	(0141) 242 5446
Local government finance	(0131) 244 7033
Planning	(0131) 244 0439
Prisons	(0131) 244 2147
Recorded crime	(0131) 244 2635
Schools – pupils and teachers	(0131) 244 1689
Schools – qualifications	(0131) 244 0315
Scottish Government personnel	(0131) 244 3926
Scottish Neighbourhood Statistics	(0131) 244 0442
The Economy	(0131) 244 2234
Transport	(0131) 244 7255

### Other contacts for Scottish statistics

Forestry Commission	(0131) 314 6337
General Register Office for Scotland - Vital statistics and publications	(0131) 314 4243
- Population statistics, census statistics or digital boundary products	(0131) 314 4254
The Scottish Funding Councils for Higher and Further Education	(0131) 313 6575

For **general enquiries about National Statistics** in the United Kingdom Government contact the National Statistics Public Enquiry Service on

#### 020 7533 5888

minicom: 01633 812399  
Email: info@statistics.gov.uk  
Fax: 01633 652747  
Letters: room DG/18, 1 Drummond Gate,  
LONDON SW1V 2QQ

You can also find National Statistics on the internet - go to **www.statistics.gov.uk**

If you would like to be consulted about new or existing statistical collections or receive notification of forthcoming statistical publications, please register your interest on the Scottish Government ScotStat website at **www.scotland.gov.uk/Topics/Statistics/scotstat**

Current contact points, e-mail addresses and the publications listed below as well as a range of other statistical publications can be found on the Scottish Government Web site at **www.scotland.gov.uk/stats**

Further information on the General Register Office for Scotland is available on the website **www.gro-scotland.gov.uk**

### Most recent Justice Statistical Publications relating to the Crime and Justice theme

Ref no.	Title	Last published	Price
978 0 7559 7327 9	Scottish Prison Population Projections: 2008-2009 to 2017-2018	November 2008	
978 0 7559 7310 1	Domestic Abuse recorded by the police in Scotland, 2007-08	November 2008	
978 0 7559 7342 2	Police Officer Quarterly Strength Statistics Scotland, 30 September 2008	December 2008	
978 0 7559 7341 5	Criminal Justice Social Work Statistics, 2007-08	December 2008	
978 0 7559 7365 1	Homicide in Scotland, 2007-08	December 2008	
978 0 7559 7443 6	Police Officer Quarterly Strength Statistics Scotland, 31 December 2008	March 2009	


### Complaints and suggestions

If you are not satisfied with our service, please write to the Chief Statistician, Mr Rob Wishart, 3R.01, St Andrews House, Edinburgh, EH1 3DG, Telephone: (0131) 244 0302, e-mail: rob.wishart@scotland.gsi.gov.uk. We also welcome any comments or suggestions that would help us to improve our standards of service.

ISSN 0264 1178  
ISBN 978-0-7559-7473-3

Crown Copyright. Brief extracts from the Crown Copyright material in this publication may be reproduced provided the source is fully acknowledged.

ISBN 978-0-7559-7473-3



9 780755 974733